

eDeposit Ireland

Report of the profile of COVID-19 cases in healthcare workers in Ireland week 48, 2020 (22/11/2020-28/11/2020) -week 10, 2021 (07/03/2021-13/03/2021)

Item Type	report
Citation	Health Protection Surveillance Centre, Health Service Executive, 'Report of the profile of COVID-19 cases in healthcare workers in Ireland week 48, 2020 (22/11/2020-28/11/2020) -week 10, 2021 (07/03/2021-13/03/2021)', [report], Health Protection Surveillance Centre, 2021-03-19
Publisher	Health Protection Surveillance Centre
Rights	Y
Download date	2026-04-13 05:14:50
Link to Item	https://hdl.handle.net/20.500.14765/95786

Report of the profile of COVID-19 cases in healthcare workers in Ireland

week 48, 2020 (22/11/2020-28/11/2020) - week 10, 2021 (07/03/2021-13/03/2021)

Report prepared by HPSC on 16/03/2021

This report includes data on healthcare worker (HCW) cases of COVID-19 (all case classifications – confirmed, probable, possible) notified to the national infectious disease surveillance system (CIDR) from week 48, 2020 (22/11/2020 – 28/11/2020) to week 10, 2021 (07/03/2021-13/03/2021). Appendix A provides a summary of HCW cases of COVID-19 since the pandemic commenced in Ireland from week 10 (01/03/2020- 07/03/2020) to week 10, 2021 (07/03/2021-13/03/2021). CIDR is a dynamic information system and data are continuously validated and updated.

Healthcare worker definition

Healthcare worker status is determined both by self-classification and workplace. The definition includes anyone who self identifies as a HCW irrespective of where they work. In addition, all staff that work in any healthcare facility (includes cleaners, household staff etc.) are classified as HCWs. The category includes healthcare workers employed both by public and private providers.

Summary

From week 48, 2020 to week 10, 2021, there was a total of 156,428 COVID-19 cases reported to the national surveillance system (CIDR), 15,848 (10.1%) were healthcare workers (HCWs).

Table 1: Summary of healthcare worker COVID-19 cases notified to HPSC, week 48, 2020 – week 10, 2021, Ireland, (n=15,848)

Characteristic of HCW COVID-19 cases	Number	%
Total number of HCW cases	15,848	100%
Median age (IQR [^])	41 (30-51) years	-
Total number hospitalised	376	2.4%
The median age (IQR) of hospital inpatient	45 (32-55) years	
Total number admitted to intensive care units (ICU)	39	0.2%
The median age (IQR) of HCW in ICU	50 (44-59) years	-
Total number of deaths	7*	0.04%
The median age (range) for deaths	60 (52-65)	

[^] Interquartile range.

*All confirmed COVID-19 cases.

For the period from week 48, 2020 to week 10, 2021, the median age of HCW COVID-19 cases is 41 years (range 16-80 years). The number of female cases is disproportionately high (76.6%) among HCW COVID-19 cases compared to non-HCW COVID-19 cases (49.4%), most likely due to some HCW specialities e.g. nursing, being female dominated. The HSE region with the largest proportion of HCW cases is HSE East (34.6%).

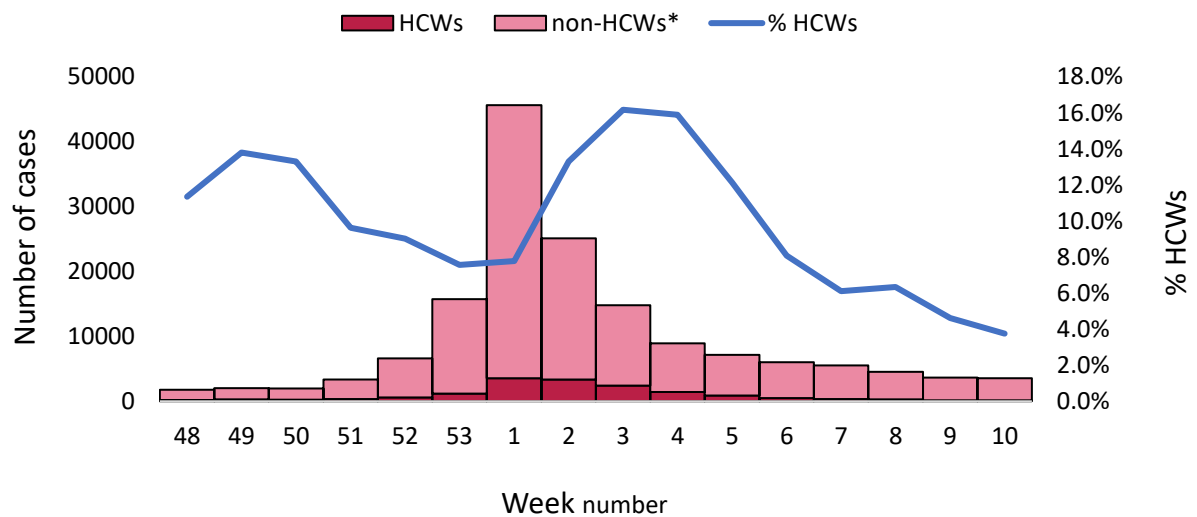


Figure 1: Healthcare worker and non-health care worker COVID-19 cases and the proportion of weekly cases identified as HCWs, notified to HPSC, week 48, 2020 – week 10, 2021, Ireland, (n=156,428)

*includes non-healthcare workers (n= 129,871) and cases with no information on HCW status (n=10,709)

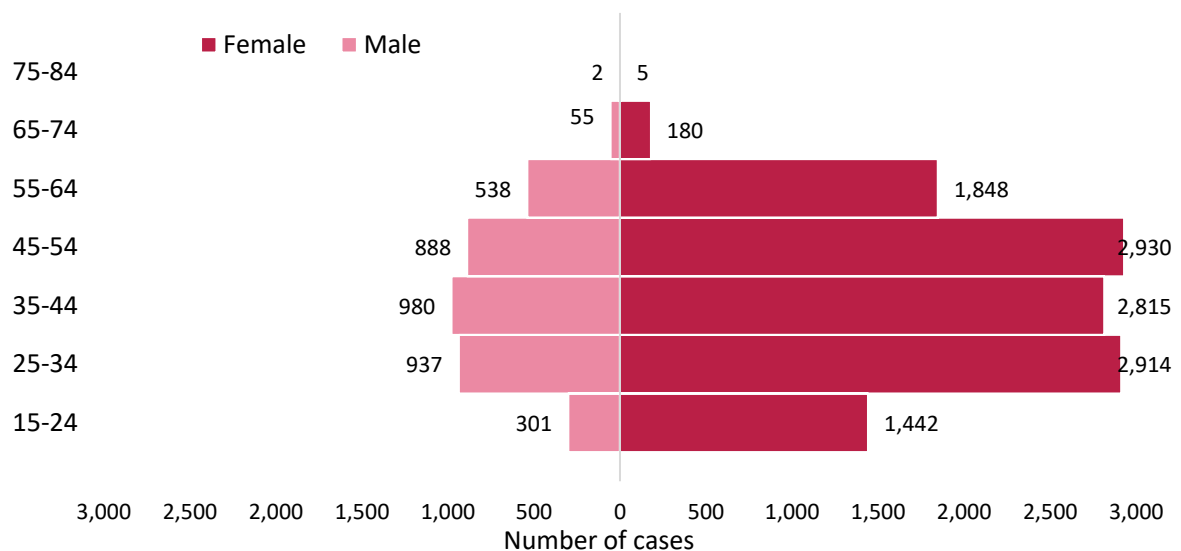


Figure 2: Distribution of healthcare worker COVID-19 cases notified to HPSC, by sex and age group, week 48, 2020- week 10, 2021, Ireland, (n= 15,835) *

* Sex or age group was not available for 13 cases.

Table 2: Health care worker COVID-19 cases notified to HPSC, by sex, age-group and HSE area, week 48, 2020- week 10, 2021, Ireland, (n= 15,848)

		Number of HCW cases (n= 15,848)	Proportion of all HCW cases (%)
Sex	Female	12,135	76.6
Age-group (years)	15-24	1,744	11.0
	25-34	3,853	24.3
	35-44	3,800	24.0
	45-54	3,820	24.1
	55-64	2,387	15.1
	65-74	235	1.5
	75-84	7	0.0
	Unknown	<5	0.0
HSE area	HSE E	5,488	34.6
	HSE M	731	4.6
	HSE MW	1,341	8.5
	HSE NE	1,867	11.8
	HSE NW	938	5.9
	HSE SE	1,695	10.7
	HSE S	2,294	14.5
	HSE W	1,494	9.4

Table 3: Healthcare worker COVID-19 cases notified to HPSC, by HCW role and work location, week 48, 2020 - week 10, 2021, Ireland, (n=15,848)

		Number of HCW cases	Proportion of all HCW cases (%)
HCW Role	Healthcare assistant	3,936	24.8
	Nurse	3,888	24.5
	Admin/Clerical worker	971	6.1
	Doctor	666	4.2
	Catering/Kitchen worker	637	4.0
	Cleaning/household staff	385	2.4
	Pharmacy worker	359	2.3
	Social work	335	2.1
	Porter	185	1.2
	Physiotherapist	137	0.9
	Paramedic	131	0.8
	Other HCW	1,931	12.2
	Unknown	2,287	14.5
	Location of HCW role	Acute Hospital	4,491
Nursing Home		3,482	22.0
Community services		1,255	7.9
Community Hospital/LSU		791	5.0
Centre for disabilities		522	3.3
GP surgery		257	1.6
Mental Health Facility		216	1.4
Hospice		135	0.9
Homeless - hub/hostel/hotel		62	0.4
Other HCW place of work		1,535	9.6
Unknown		3,102	19.6

Table 4: Healthcare worker COVID-19 cases notified to HPSC, by ethnicity and country of birth, week 48, 2020- week 10, 2021, Ireland, (n=15,848)

		Number of HCW cases	Proportion of all HCW cases (%)
Ethnicity	White	11,614	73.3
	Indian subcontinent	1,238	7.8
	Black African	718	4.5
	Mixed background	125	0.8
	Black other	57	0.4
	Roma	49	0.3
	Chinese	39	0.3
	Irish Traveller	35	0.2
	Other	754	4.8
	Unknown	1,219	7.6
Country of birth	Ireland	9,296	58.7
	India	1,086	6.9
	Philippines	568	3.6
	Nigeria	402	2.5
	Poland	343	2.2
	Romania	188	1.2
	Brazil	132	0.8
	Pakistan	102	0.6
	Other	1,144	7.3
	Unknown	2,587	16.2

Of all HCW COVID-19 cases reported between week 48, 2020 and week 10, 2021, 5,892 (37.2%) were linked to outbreaks. Data are continuously validated and updated, therefore further reported cases may be linked to outbreaks.

Table 5: COVID-19 cases in HCW notified to HPSC, linked to outbreaks by outbreak location, week 48, 2020 - week 10, 2021, Ireland, (n=15,848)

Outbreak location	Number of HCW cases	Proportion of all HCW cases (%)
Nursing home	3,000	18.9
Hospital	995	6.3
Residential institution	843	5.3
Comm. Hosp/Long-stay unit	318	2.0
Private house	257	1.6
Other healthcare service	254	1.6
Extended family	74	0.5
Workplace	56	0.4
Community outbreak	21	0.1
Other	74	0.5
Not linked to outbreak	9,956	62.8

Table 6: Healthcare worker COVID-19 cases notified to HPSC, by mode of transmission, week 48, 2020 - week 10, 2021, Ireland, (n=15,848)

		Number of HCW cases	Proportion of all HCW cases (%)
Mode of transmission	Healthcare setting acquired: staff	6,136	38.7
	Close contact with a known confirmed case	3,690	23.3
	Community transmission	2,444	15.4
	Healthcare setting acquired: patient	302	1.9
	Travel related	82	0.5
	Under investigation	3,194	20.2

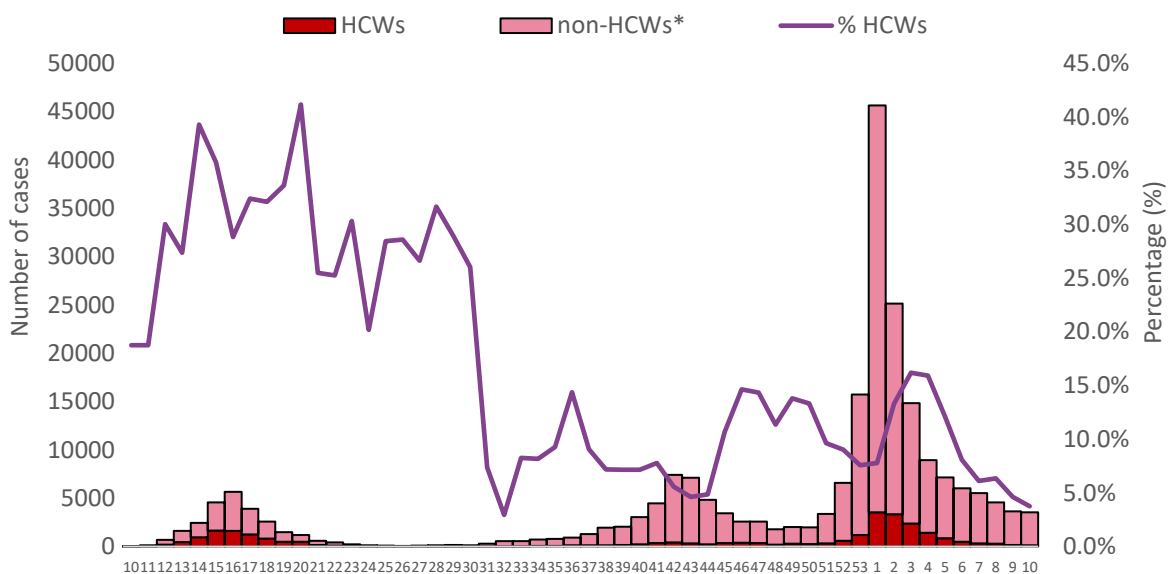
Appendix A

From week 10, 2020 to week 10, 2021, there was a total of 227,321 COVID-19 cases reported to the national surveillance system (CIDR), 27, 777 (12.2%) were healthcare workers (HCWs).

Table A: Summary of healthcare worker COVID-19 cases notified to HPSC, week 10 2020 - week 10, 2021, Ireland, (n= 27,777)

Characteristic of HCW COVID-19 cases	Number	%
Total number of HCW cases	27,777	100%
Median age (IQR)	41 (30-51) years	-
Total number hospitalised	769	2.8%
The median age (IQR) of hospital inpatient	45 (33-54) years	
Total number admitted to ICU	99	0.4%
The median age (IQR) of HCW in ICU	51 (44-59) years	-
Total number of deaths	15*	0.05%
The median age (range) for deaths	59 (30-65) years	-

*All confirmed COVID-19 cases.



*includes non-healthcare workers (n= 179,921) and cases with no information on HCW status (n= 19,623)

Figure A: Healthcare worker and non-health care worker COVID-19 cases notified to HPSC, week 10 2020 -week 10, 2021, Ireland, (n=227, 321)

Acknowledgements

Sincere thanks are extended to all those who are participating in the collection of data and reporting of data used in these reports. This includes the HSE COVID-19 Contact Management Programme (CMP), staff in ICU units, notifying clinicians, laboratory staff, public health doctors, nurses, surveillance scientists, microbiologists and administrative staff.