

eDeposit Ireland

Epidemiology of COVID-19 in Ireland : report prepared by HPSC on 19/04/2020 for NPHE

Item Type	report
Citation	Health Protection Surveillance Centre, 'Epidemiology of COVID-19 in Ireland : report prepared by HPSC on 19/04/2020 for NPHE', [report], Health Protection Surveillance Centre, 2020-04-20
Publisher	Health Protection Surveillance Centre
Rights	Y
Download date	2026-03-14 19:57:47
Link to Item	https://hdl.handle.net/20.500.14765/92324



Epidemiology of COVID-19 in Ireland

Report prepared by HPSC on 19/04/2020 for NPHE

Note: Data are provisional

Summary

This report includes data as of 19th April 2020 at 9:30 am for events created on CIDR up to midnight Friday 17th April 2020.

Characteristic	Number	%
Total number of confirmed cases	14,602	
Number of new cases since previous day	865	5.9
Total number hospitalised	2,233	15.3
Total number admitted to ICU	303	2.1
Total number of deaths	605	4.1
Total number of outbreaks/clusters	472	-
Total number cases associated with clusters	3,047	20.9
Total number of imported cases	352	2.4
Number of cases in Healthcare workers	3,788	25.9
Median age (years)	48	-
Age range (years)	0-106	-

Confirmed cases

In total, 14,602 confirmed cases of COVID-19 were notified in Ireland **before midnight April 17th 2020**, with the first cases reported in Week 10 2020, week ending 07/03/2020 (Figure 1).

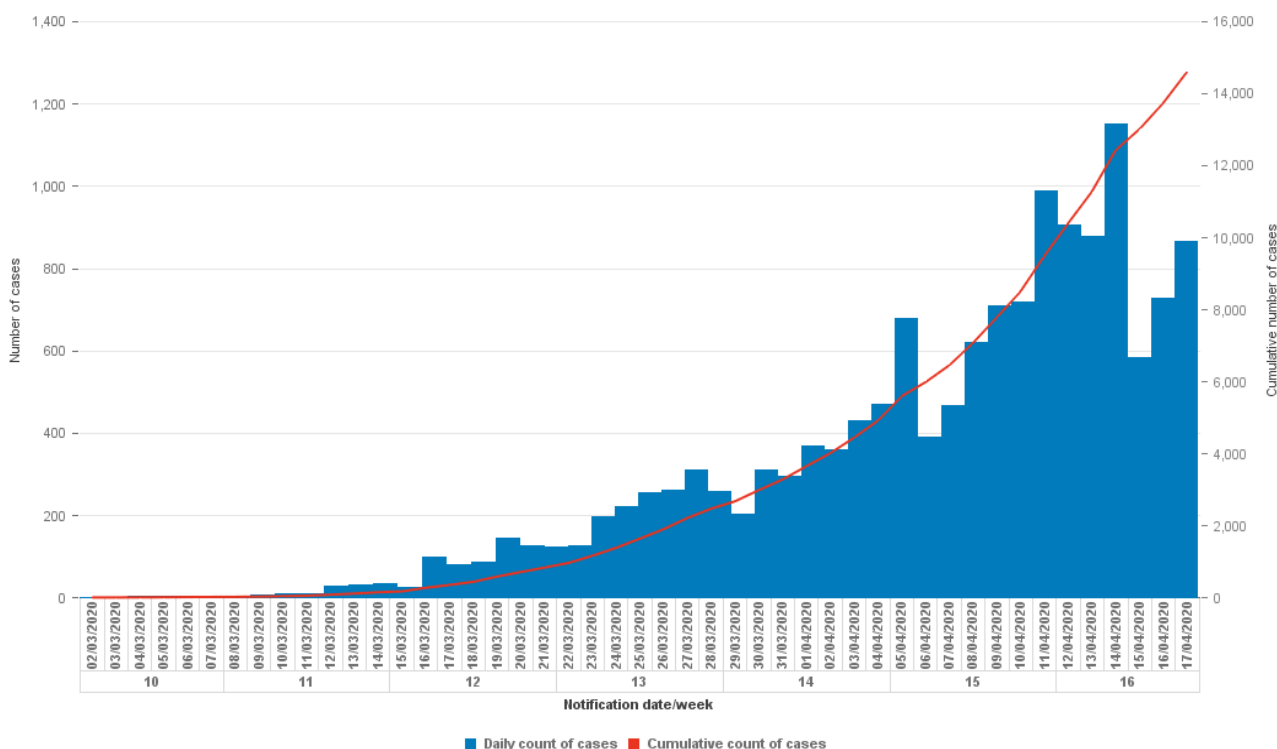


Figure 1: Number and cumulative number of confirmed COVID-19 cases notified in Ireland to midnight April 17th 2020

Data source: CIDR as of 19/04/2020 9:30

Outbreaks/Clusters

There were 472 outbreaks/clusters of COVID-19 notified on CIDR **before midnight April 17th 2020**.

Table 1: Characteristics of confirmed COVID-19 cases notified as of midnight April 17th 2020, Ireland

Characteristic	Number of cases	%
Total	14,602	100
Sex		
Female	8060	55.2
Male	6397	43.8
Unknown	145	1.0
Age group (years)		
<1	28	0.2
1-4	50	0.3
5-14	154	1.1
15-24	953	6.5
25-34	2467	16.9
35-44	2659	18.2
45-54	2825	19.3
55-64	2122	14.5
65+	3320	22.7
Unknown	24	0.2
HSE area		
HSE East	8569	58.7
HSE Midlands	801	5.5
HSE Mid-West	734	5.0
HSE North-East	1465	10.0
HSE North-West	499	3.4
HSE South-East	573	3.9
HSE South	1290	8.8
HSE West	671	4.6

Data source: CIDR as of 19/04/2020 9:30

Table 2: Country of Infection of confirmed COVID-19 cases notified as of midnight April 17th 2020, Ireland

Country of infection	Number of cases	% of cases
Ireland	10,150	69.5
Other than Ireland	352	2.4
Unknown	4100	28.1
Total	14,602	100

Data source: CIDR as of 19/04/2020 9:30

Note: Data are provisional

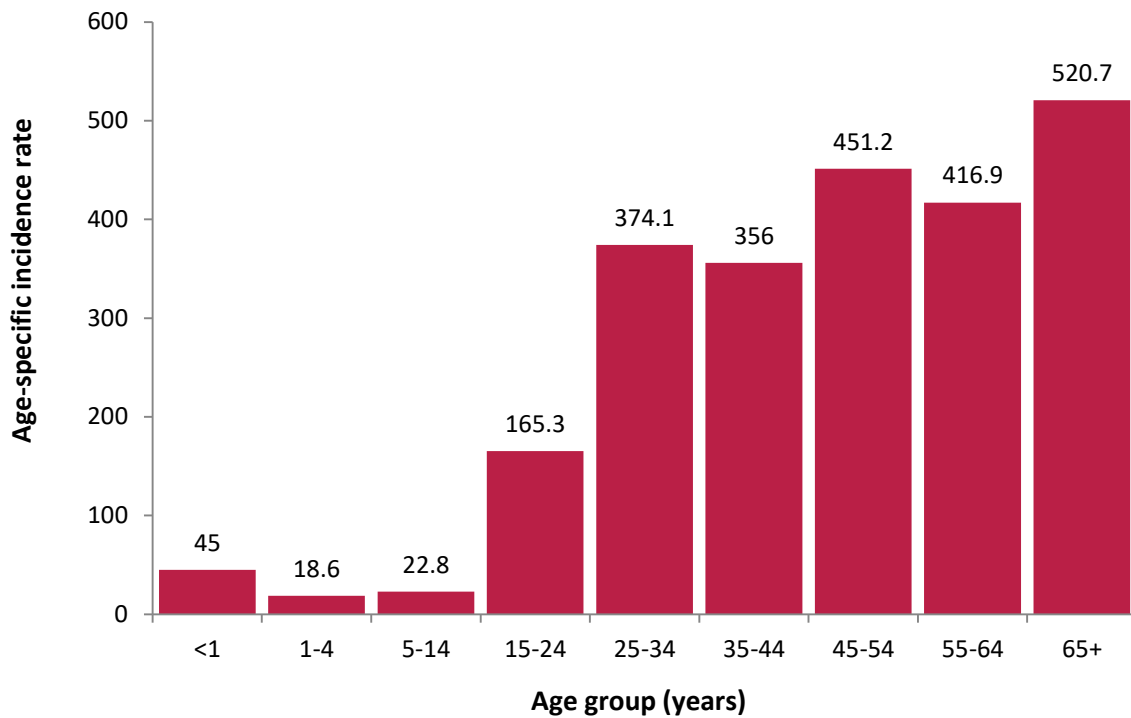


Figure 2: Age-specific incidence rates of confirmed cases of COVID-19 notified to midnight April 17th 2020, Ireland

Data source: CIDR as of 19/04/2020 9:30, rates are calculated using the 2016 census (www.cso.ie)

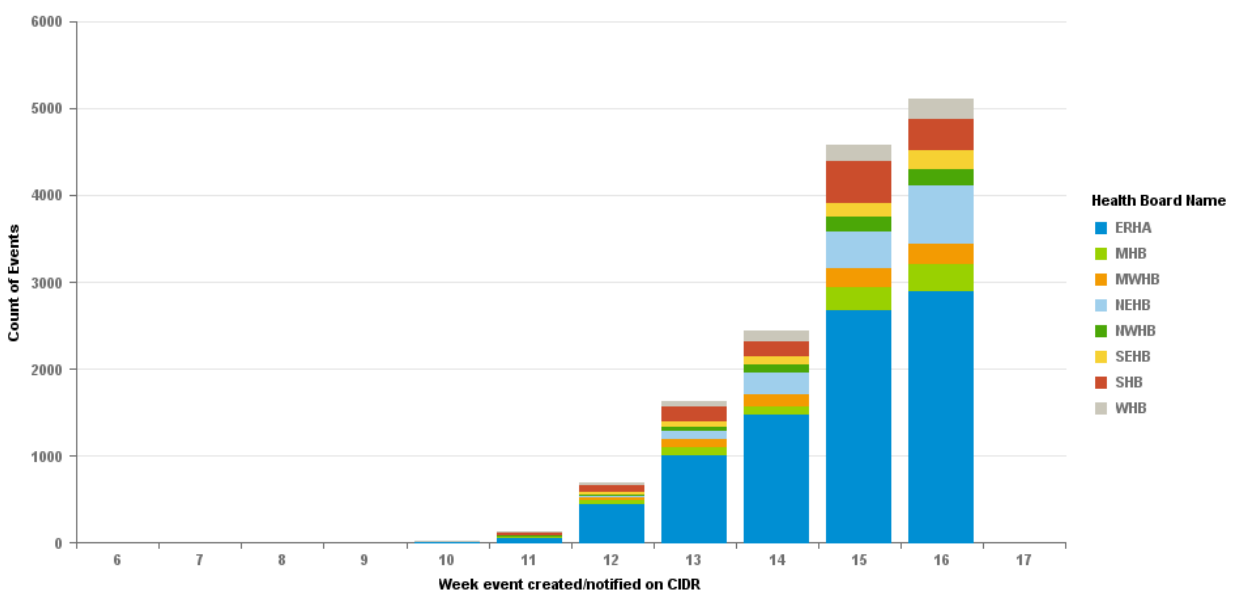


Figure 3: Confirmed cases of COVID-19 notified to midnight April 17th 2020, by HSE Area and week of notification

Data source: CIDR as of 19/04/2020 9:30

Note: Data are provisional

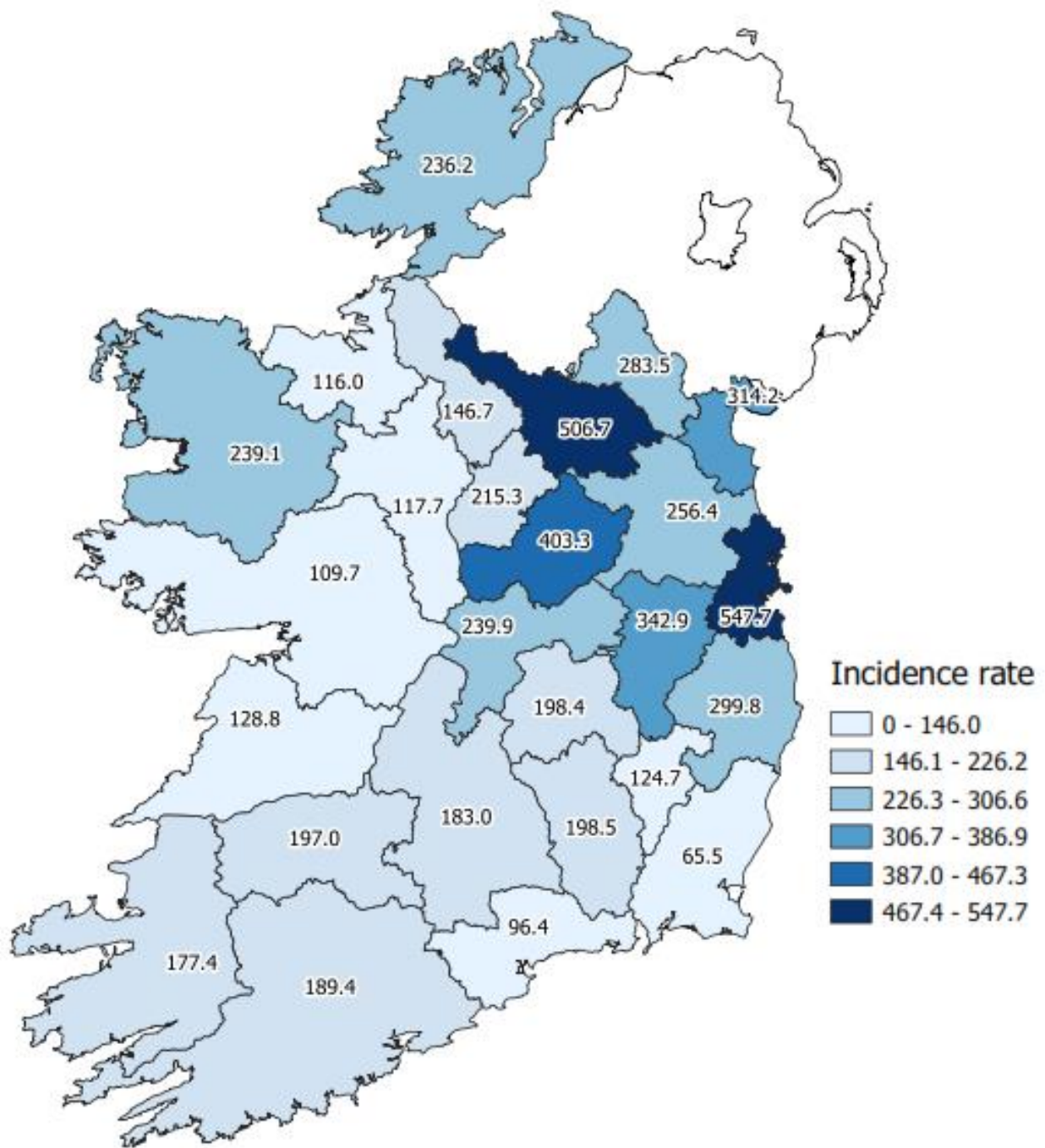


Figure 4: Cumulative incidence rates per 100,000 population of confirmed cases of COVID-19 notified to midnight April 17th 2020 by county, Ireland

Please do not directly compare county shades to previous maps. The numbers of cases by county are increasing and as such the categories listed will broaden which may result in changes to the map shading.

Data source: CIDR as of 19/04/2020 9:30, rates are calculated using the 2016 census (www.cso.ie)

Note: Data are provisional

Table 3: Number of confirmed cases of COVID-19 notified to midnight April 17th 2020 by county

County Name	Number of cases	%
Carlow	71	0.5
Cavan	386	2.6
Clare	153	1.0
Cork	1028	7.0
Donegal	376	2.6
Dublin	7379	50.5
Galway	283	1.9
Kerry	262	1.8
Kildare	763	5.2
Kilkenny	197	1.3
Laois	168	1.2
Leitrim	47	0.3
Limerick	384	2.6
Longford	88	0.6
Louth	405	2.8
Mayo	312	2.1
Meath	500	3.4
Monaghan	174	1.2
Offaly	187	1.3
Roscommon	76	0.5
Sligo	76	0.5
Tipperary	292	2.0
Waterford	112	0.8
Westmeath	358	2.5
Wexford	98	0.7
Wicklow	427	2.9
Total	14,602	100

Data source: CIDR as of 19/04/2020 9:30

Table 4: Number of confirmed COVID-19 cases notified to midnight April 17th 2020 by transmission classification, Ireland

Transmission classification*	Number of cases	%
Community transmission	2,310	15.8
Possible community transmission	4,363	29.9
Local transmission	3,176	21.8
Possible local transmission	216	1.5
Travel abroad	340	2.3
Possible travel abroad	159	1.1
Unknown	4,038	27.7
Total	14,602	100

*Transmission classification is based on country of infection and enhanced exposure data (international travel; close contact of a case) recorded in CIDR. The World Health Organization's (WHO) Definition of transmission classification is outlined in Appendix 1.

Data source: CIDR as of 19/04/2020 9:30

Note: Data are provisional

Table 5: Number of confirmed cases of COVID-19 notified to midnight April 17th 2020 by age group and hospital, ICU and vital status, Ireland

Age group (years)	Number of cases (n)	Cases hospitalised (n)	Cases hospitalised (%)	Cases admitted to ICU (n)	Cases admitted to ICU (%)	Number of cases that died (n)	Cases that died (%)
<5	78	13	0.6	0	0.0	0	0.0
5 - 14	154	7	0.3	1	0.3	0	0.0
15-24	953	50	2.2	6	2.0	1	0.2
25-34	2467	139	6.2	9	3.0	3	0.5
35-44	2659	183	8.2	25	8.3	9	1.5
45-54	2825	320	14.3	68	22.4	14	2.3
55-64	2122	343	15.4	85	28.1	28	4.6
65+	3320	1176	52.7	109	36.0	550	90.9
Unknown	24	2	0.1	0	0.0	0	0.0
Total	14,602	2,233	100	303	100	605	100

Data source: CIDR as of 19/04/2020 9:30

Of the 14,602 laboratory confirmed cases of COVID-19, 605 had died, giving a case fatality rate of 4.1%. Of the patients who were hospitalised, 14% were admitted to ICU.

Table 6: Number of confirmed cases of COVID-19 notified to midnight April 17th 2020 in healthcare workers by HSE-area and travel status

HSE area	Foreign travel	No foreign travel	Not specified	Total
HSE East	77	2116	111	2304
HSE Midlands	7	159	66	232
HSE Mid-West	15	75	99	189
HSE North-East	4	20	314	338
HSE North-West	8	71	72	151
HSE South-East	5	3	160	168
HSE South	19	106	102	227
HSE West	7	85	87	179
Total	142	2,635	1011	3,788

Data source: CIDR as of 19/04/2020 9:30

Of the 3,788 cases who were healthcare workers, 70% had no history of foreign travel in the 14 days prior to onset of symptoms.

Note: Data are provisional

Table 7: Number of clusters/outbreaks of COVID-19 notified to midnight April 17th 2020 by location and HSE-area

Outbreak Location	E	M	MW	NE	NW	SE	S	W	Total	%
Nursing home	88	8	7	28	3	2	3	30	169	35.8
Residential institution	46	9	2	4	1	2	7	3	74	15.7
Hospital	41	2	1	11	2	2	9	3	71	15
Private house	2	6	2	8	5	8	8	20	59	12.5
Comm. Hosp/Long-stay unit	4	8			2	1	5	2	22	4.7
Travel related		3	4	4	2	1	5	2	21	4.4
Workplace	2	2	1			4	5	1	15	3.2
Other	2	1	2	1		1	5	2	14	3
Extended family	2		1		2	3	2	1	11	2.3
Community outbreak	4	1	1	1			1		8	1.7
Hotel	1						2		3	0.6
Public house		2					1		3	0.6
Not Specified	2								2	0.4
Total	194	42	21	57	17	24	53	64	472	100

Data source: CIDR as of 19/04/2020 9:30

Acknowledgements

Sincere thanks are extended to all those who participated in the collection and reporting of data used in this report. This includes the notifying clinicians and staff in laboratories and Departments of Public Health.

Report prepared by Epi Team, HPSC

Appendix 1: World Health Organization's (WHO) Definition of transmission classification

WHO definition of transmission classification is specified below:

- Community transmission is evidenced by the inability to relate confirmed cases through chains of transmission for a large number of cases, or by increasing positive tests through routine screening of sentinel samples.
- Local transmission indicates locations where the source of infection is within the reporting location.
- Imported cases only indicate locations where all cases have been acquired outside the location of reporting.

Unknown: Transmission is classified as 'unknown' due to incomplete data on CIDR.