

eDeposit Ireland

Epidemiology of COVID-19 in Ireland : report prepared by HPSC on 09/05/2020 for NPHE

Item Type	report
Citation	Health Protection Surveillance Centre, 'Epidemiology of COVID-19 in Ireland : report prepared by HPSC on 09/05/2020 for NPHE', [report], Health Protection Surveillance Centre, 2020-05-10
Publisher	Health Protection Surveillance Centre
Rights	Y
Download date	2026-03-14 19:55:31
Link to Item	https://hdl.handle.net/20.500.14765/92492



Epidemiology of COVID-19 in Ireland

Report prepared by HPSC on 09/05/2020 for NPHE

Note: Data are provisional

Summary

This report includes data as of 9th May 2020 at 10:20 am for events created on CIDR up to midnight Thursday 7th May 2020.

Characteristic	Number	%
Total number of confirmed cases	22,495	
Number of new cases since previous day	194	0.9
Total number hospitalised	2,954	13.1
Total number admitted to ICU	381	1.7
Total number of deaths	1,195	5.3
Total number of outbreaks/clusters	746	-
Total number cases associated with clusters	8,119	36.1
Total number of imported cases	361	1.6
Number of cases in Healthcare workers	6,669	29.6
Median age (years)	49	-
Age range (years)	0-106	-

Confirmed cases

In total 22,495 confirmed cases of COVID-19 were notified in Ireland **before midnight May 7th 2020**, with the first cases reported in Week 10 2020, week ending 07/03/2020 (Figure 1).

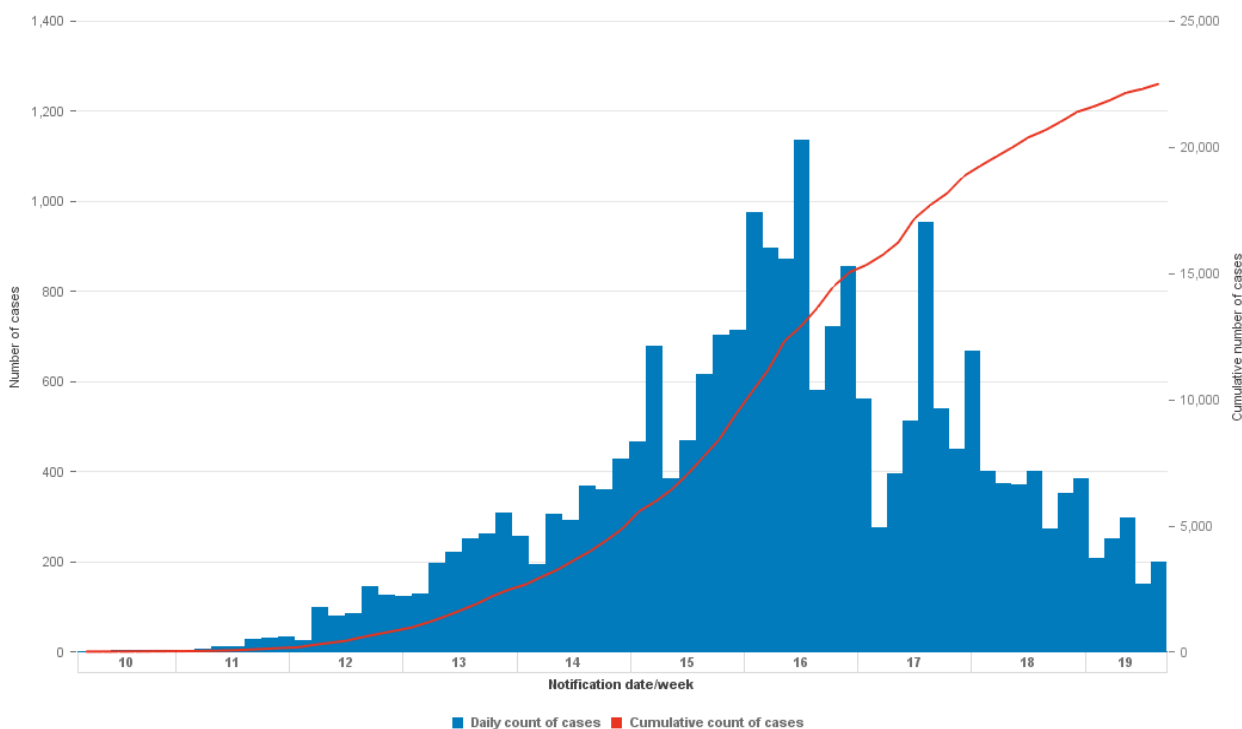


Figure 1: Number and cumulative number of confirmed COVID-19 cases notified in Ireland to midnight May 7th 2020.

Data source: CIDR as of 09/05/2020 10:20

Outbreaks/Clusters

There were 746 outbreaks/clusters of COVID-19 notified on CIDR **before midnight May 7th 2020**.

Table 1: Characteristics of confirmed COVID-19 cases notified as of midnight May 7th 2020, Ireland

Data source: CIDR as of 09/05/2020 10:20

Characteristic	Number of cases	%
Total	22,495	100
Sex		
Female	12879	57.3
Male	9552	42.5
Unknown	64	0.3
Age group (years)		
<1	40	0.2
1-4	77	0.3
5-14	245	1.1
15-24	1567	7.0
25-34	3673	16.3
35-44	3891	17.3
45-54	4087	18.2
55-64	2939	13.1
65-74	1645	7.3
75-84	2116	9.4
85+	2189	9.7
Unknown	26	0.1
HSE area		
HSE East	12902	57.4
HSE Midlands	1500	6.7
HSE Mid-West	1280	5.7
HSE North-East	2664	11.8
HSE North-West	651	2.9
HSE South-East	852	3.8
HSE South	1508	6.7
HSE West	1138	5.1

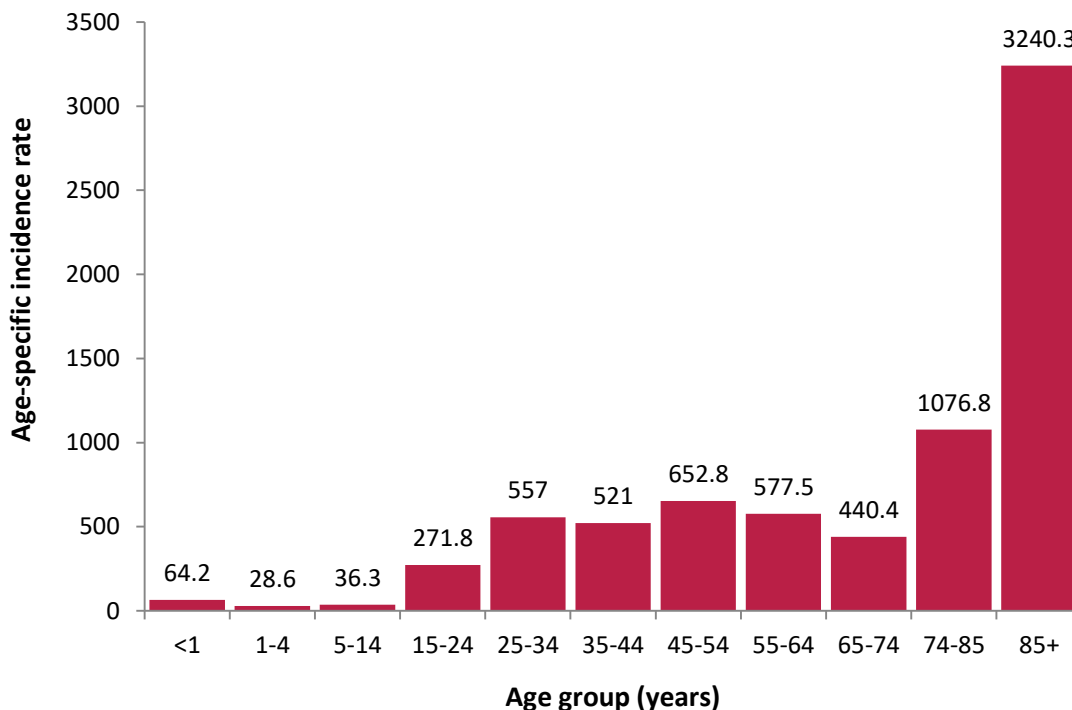
Table 2: Country of Infection of confirmed COVID-19 cases notified as of midnight May 7th 2020, Ireland

Country of infection	Number of cases	% of cases
Ireland	17,849	79.3
Other than Ireland	361	1.6
Unknown	4285	19
Total	22,495	100

Data source: CIDR as of 09/05/2020 10:20

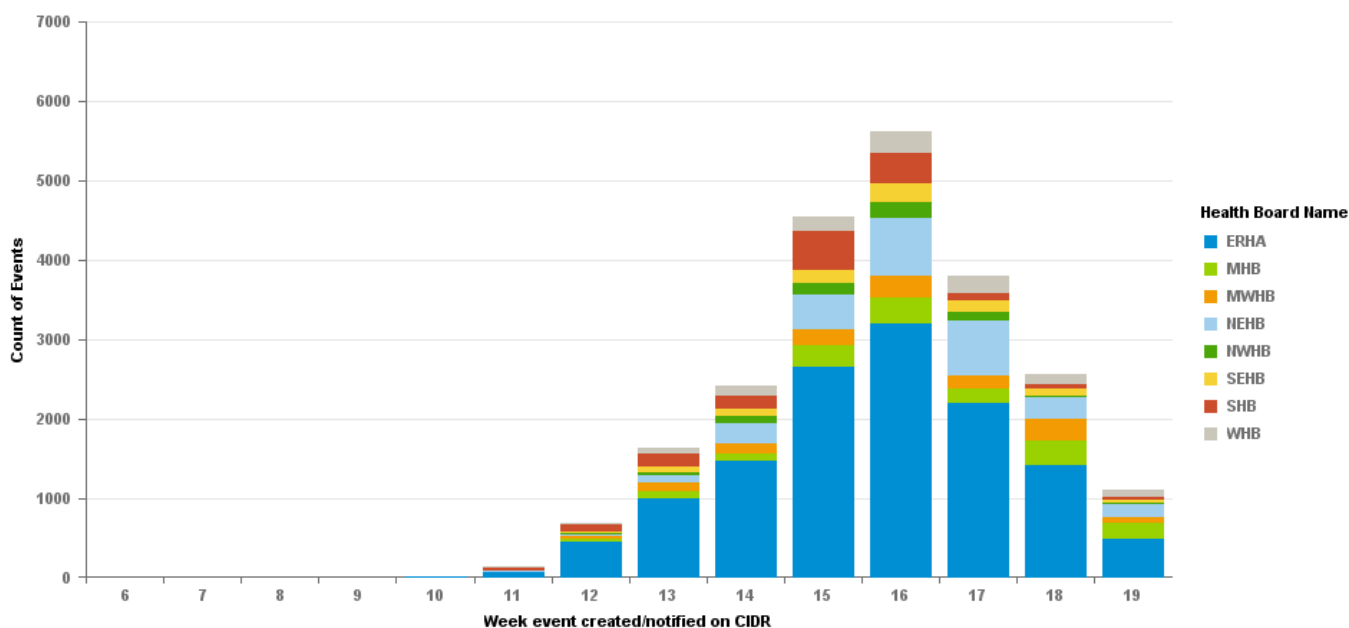
Note: Data are provisional

Figure 2: Age-specific incidence rates of confirmed cases of COVID-19 notified to midnight May 7th 2020, Ireland



Data source: CIDR as of 09/05/2020 10:20, rates are calculated using the 2016 census (www.cso.ie)

Figure 3: Confirmed cases of COVID-19 notified to midnight May 7th 2020, by HSE Area and week of notification



Data source: CIDR as of 9/05/2020 10:20

Note: Data are provisional

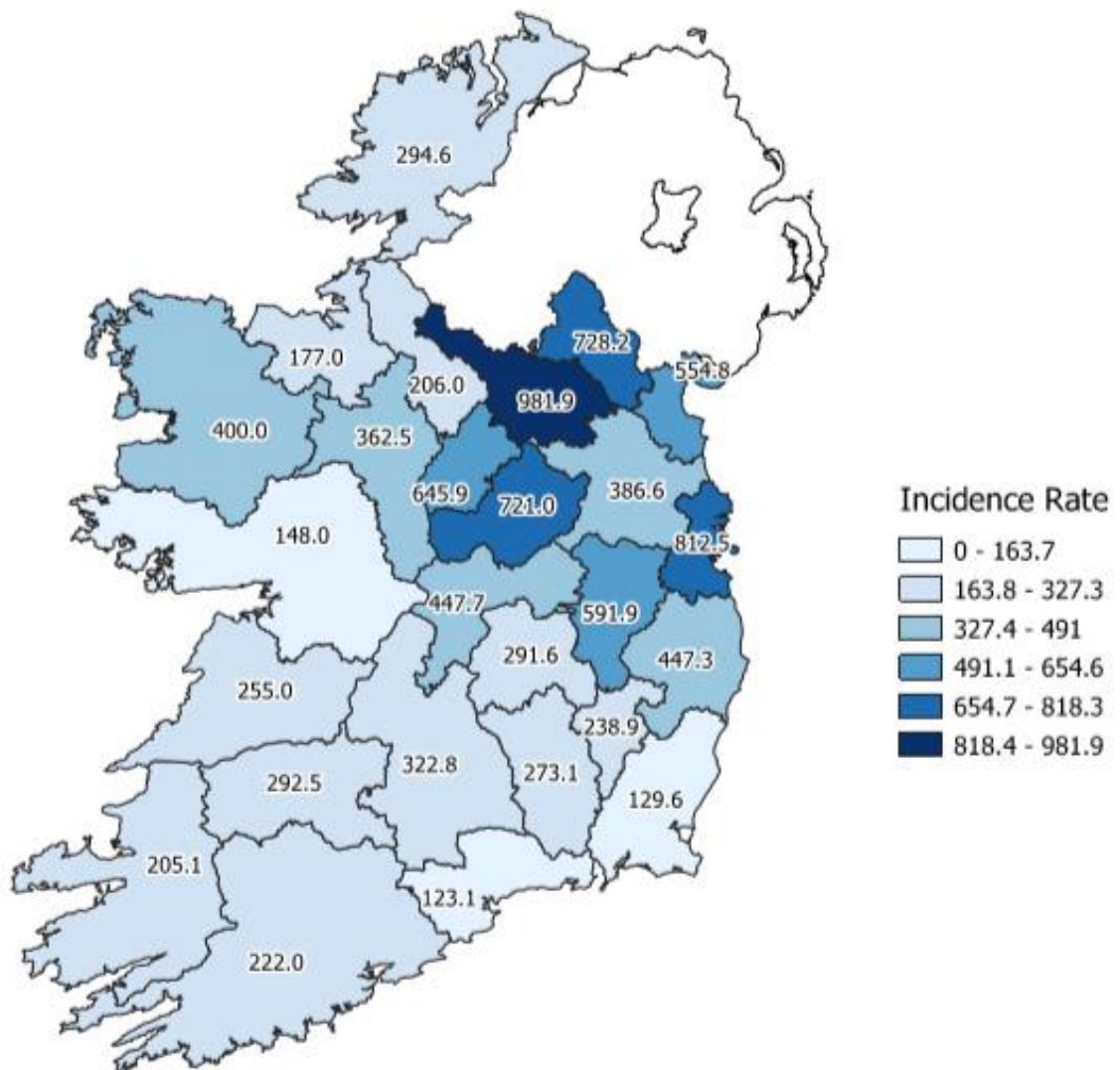


Figure 4: Cumulative incidence rates per 100,000 population of confirmed cases of COVID-19 notified to midnight May 7th 2020 by county, Ireland

Please do not directly compare county shades to previous maps. The numbers of cases by county are increasing and as such the categories listed will broaden which may result in changes to the map shading.

Data source: CIDR as of 09/05/2020 10:20, rates are calculated using the 2016 census (www.cso.ie)

Table 3: Number of confirmed cases of COVID-19 notified to midnight May 7th 2020 by county

County Name	Number of cases	%
Carlow	136	0.6
Cavan	748	3.3
Clare	303	1.3
Cork	1205	5.4
Donegal	469	2.1
Dublin	10948	48.7
Galway	382	1.7
Kerry	303	1.3
Kildare	1317	5.9
Kilkenny	271	1.2
Laois	247	1.1
Leitrim	66	0.3
Limerick	570	2.5
Longford	264	1.2
Louth	715	3.2
Mayo	522	2.3
Meath	754	3.4
Monaghan	447	2.0
Offaly	349	1.6
Roscommon	234	1.0
Sligo	116	0.5
Tipperary	515	2.3
Waterford	143	0.6
Westmeath	640	2.8
Wexford	194	0.9
Wicklow	637	2.8
Total	22495	100

Data source: CIDR as of 09/05/2020 10:20

Table 4: Number of confirmed COVID-19 cases notified to midnight May 7th 2020 by transmission classification, Ireland

Transmission classification*	Number of cases	%
Community transmission	2,543	11.3
Possible community transmission	8,654	38.5
Local transmission	5,771	25.7
Possible local transmission	702	3.1
Travel abroad	351	1.6
Possible travel abroad	213	0.9
Unknown	4,261	18.9
Total	22,495	100

*Transmission classification is based on country of infection and enhanced exposure data (international travel; close contact of a case) recorded in CIDR. The World Health Organization's (WHO) Definition of transmission classification is outlined in Appendix 1.

Note: Data are provisional

Data source: CIDR as of 09/05/2020 10:20

Table 5: Number of confirmed cases of COVID-19 notified to midnight May 7th 2020 by age group and hospital, ICU and vital status, Ireland

Age group (years)	Number of cases (n)	Cases hospitalised (n)	Cases hospitalised (%)	Cases admitted to ICU (n)	Cases admitted to ICU (%)	Number of cases that died (n)	Cases that died (%)
<5	117	18	0.6	0	0.0	0	0.0
5 - 14	245	17	0.6	2	0.5	0	0.0
15-24	1567	63	2.1	5	1.3	2	0.2
25-34	3673	177	6.0	13	3.4	5	0.4
35-44	3891	236	8.0	32	8.4	10	0.8
45-54	4087	399	13.5	79	20.7	21	1.8
55-64	2939	437	14.8	110	28.9	51	4.3
65-74	1645	517	17.5	96	25.2	176	14.7
75-84	2116	670	22.7	37	9.7	409	34.2
85+	2189	418	14.2	7	1.8	521	43.6
Unknown	26	2	0.1	0	0.0	0	0.0
Total	22495	2954	100	381	100	1195	100

Data source: CIDR as of 09/05/2020 10:20

Of the 22,495 laboratory confirmed COVID-19 cases, 1,195 have died, giving a case fatality rate of 5.3%.
Of the patients who were hospitalised, 13% were admitted to ICU.

Table 6: Number of confirmed cases of COVID-19 notified to midnight May 7th 2020 in healthcare workers by HSE-area and travel status

HSE area	Foreign travel	No foreign travel	Not specified	Total
HSE East	89	3641	222	3952
HSE Midlands	12	269	114	395
HSE Mid-West	16	112	173	301
HSE North-East	10	442	453	905
HSE North-West	8	113	114	235
HSE South-East	5	15	240	260
HSE South	22	120	223	365
HSE West	7	82	167	256
Total	169	4794	1706	6669

Data source: CIDR as of 09/05/2020 10:20

Note: Data are provisional

Table 7: Number of clusters/outbreaks of COVID-19 notified to midnight May 7th 2020 by location and HSE-area

Outbreak Location	E	M	MW	NE	NW	SE	S	W	Total	%
Nursing home	110	16	11	38	5	15	9	33	237	31.8
Residential institution	82	13	4	11	3	9	19	4	145	19.4
Private House	4	6	9	9	5	23	64	21	141	18.9
Hospital	51	2	2	12	2	3	12	5	89	11.9
Workplace	7	6	5	3	1	4	7	2	35	4.7
Comm. Hosp/Long-stay unit	6	4			4	4	8	4	30	4
Travel related		3	5	4	2	1	5	2	22	2.9
Extended family	2		5		2	3	3	1	16	2.1
Community outbreak	5	1	1	2			1	3	13	1.7
Other	3		2	1		1	4		11	1.5
Public house		2	1				1		4	0.5
Not Specified	1						1		2	0.3
Hotel							1		1	0.1
Total	271	53	45	80	24	63	135	75	746	100

Data source: CIDR as of 09/05/2020 10:20

Acknowledgements

Sincere thanks are extended to all those who participated in the collection and reporting of data used in this report. This includes the notifying clinicians and staff in laboratories and Departments of Public Health.

Report prepared by Epi Team, HPSC

Appendix 1: World Health Organization's (WHO) Definition of transmission classification

WHO definition of transmission classification is specified below:

- Community transmission is evidenced by the inability to relate confirmed cases through chains of transmission for a large number of cases, or by increasing positive tests through routine screening of sentinel samples.
- Local transmission indicates locations where the source of infection is within the reporting location.
- Imported cases only indicate locations where all cases have been acquired outside the location of reporting.

Unknown: Transmission is classified as 'unknown' due to incomplete data on CIDR.