

# eDeposit Ireland

## **Epidemiology of COVID-19 in Ireland : report prepared by HPSC on 26/04/2020 for NPHE**

Item Type	report
Citation	Health Protection Surveillance Centre, 'Epidemiology of COVID-19 in Ireland : report prepared by HPSC on 26/04/2020 for NPHE', [report], Health Protection Surveillance Centre, 2020-04-27
Publisher	Health Protection Surveillance Centre
Rights	Y
Download date	2026-04-20 22:11:21
Link to Item	<a href="https://hdl.handle.net/20.500.14765/92352">https://hdl.handle.net/20.500.14765/92352</a>



# Epidemiology of COVID-19 in Ireland

Report prepared by HPSC on 26/04/2020 for NPHE

**Note: Data are provisional**

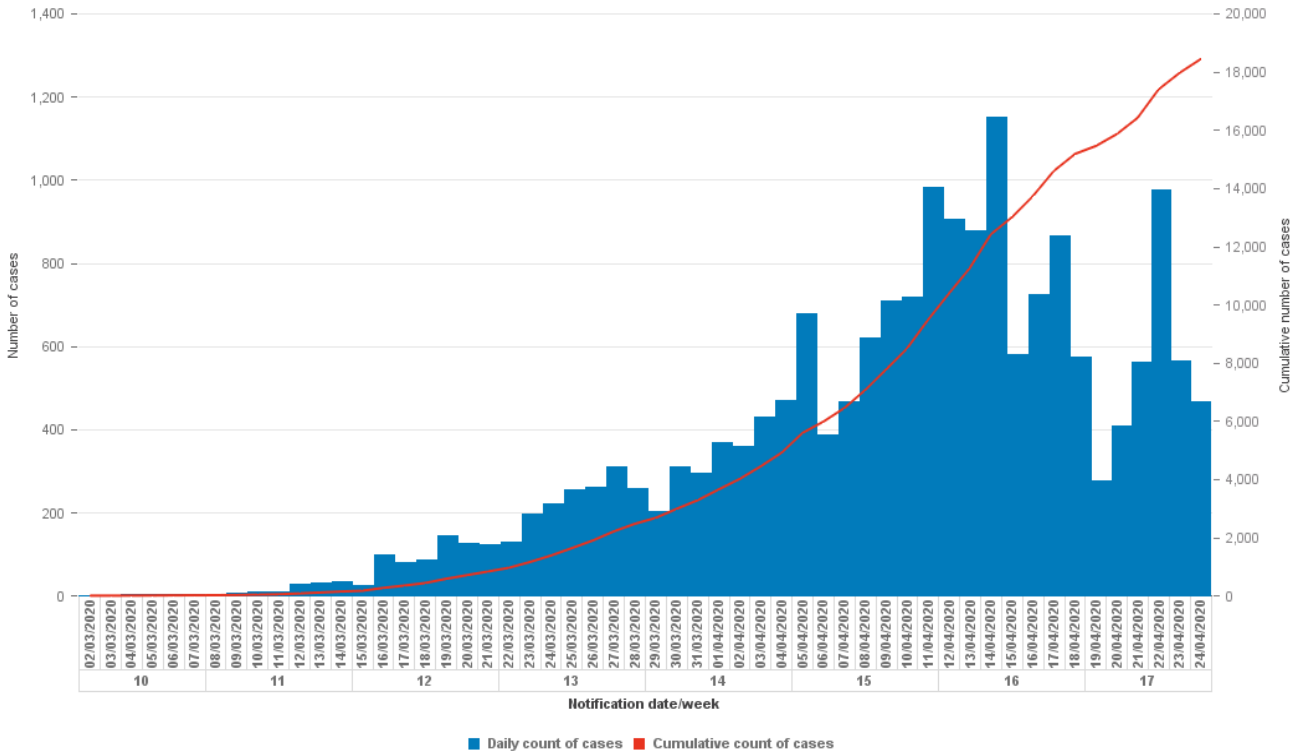
## Summary

This report includes data as of 26<sup>th</sup> April 2020 at 9:20 am for events created on CIDR up to midnight Friday 24<sup>th</sup> April 2020.

Characteristic	Number	%
Total number of confirmed cases	18,431	
Number of new cases since previous day	469	2.5
Total number hospitalised	2,576	14.0
Total number admitted to ICU	349	1.9
Total number of deaths	882	4.8
Total number of outbreaks/clusters	601	-
Total number cases associated with clusters	5,222	28.3
Total number of imported cases	359	1.9
Number of cases in Healthcare workers	5,064	27.5
Median age (years)	49	-
Age range (years)	0-106	-

## Confirmed cases

In total, 18,431 confirmed cases of COVID-19 were notified in Ireland **before midnight April 24<sup>th</sup> 2020**, with the first cases reported in Week 10 2020, week ending 07/03/2020 (Figure 1).



**Figure 1: Number and cumulative number of confirmed COVID-19 cases notified in Ireland to midnight April 24<sup>th</sup> 2020**

Data source: CIDR as of 26/04/2020 9:20

## Outbreaks/Clusters

There were 601 outbreaks/clusters of COVID-19 notified on CIDR **before midnight April 24<sup>th</sup> 2020**.

**Table 1: Characteristics of confirmed COVID-19 cases notified as of midnight April 24<sup>th</sup> 2020, Ireland**

Characteristic	Number of cases	%
<b>Total</b>	18,431	100
<b>Sex</b>		
Female	10570	57.3
Male	7797	42.3
Unknown	64	0.3
<b>Age group (years)</b>		
<1	30	0.2
1-4	63	0.3
5-14	184	1.0
15-24	1193	6.5
25-34	2977	16.2
35-44	3181	17.3
45-54	3403	18.5
55-64	2513	13.6
65+	4862	26.4
Unknown	25	0.1
<b>HSE area</b>		
HSE East	10813	58.8
HSE Midlands	991	5.3
HSE Mid-West	897	5.0
HSE North-East	2133	11.3
HSE North-West	615	3.4
HSE South-East	712	3.9
HSE South	1387	7.7
HSE West	883	4.7

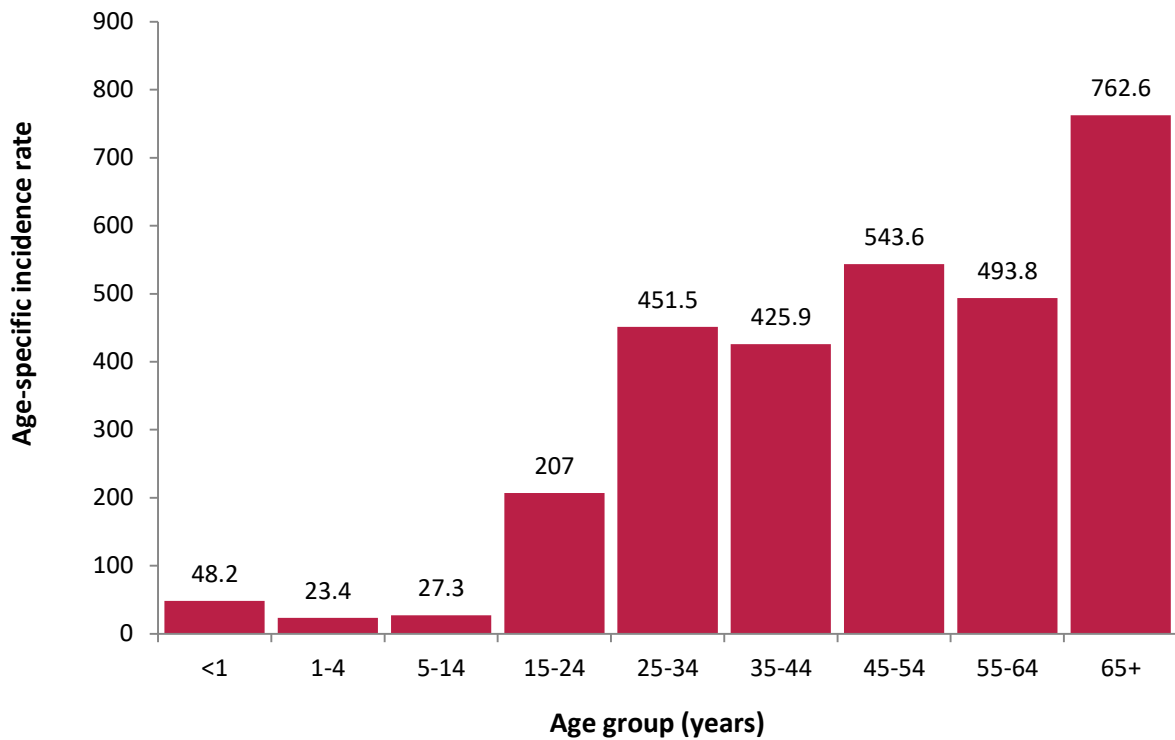
Data source: CIDR as of 26/04/2020 9:20

**Table 2: Country of Infection of confirmed COVID-19 cases notified as of midnight April 24<sup>th</sup> 2020, Ireland**

Country of infection	Number of cases	% of cases
Ireland	13,771	74.7
Other than Ireland	359	1.9
Unknown	4301	23.3
<b>Total</b>	<b>18,431</b>	<b>100</b>

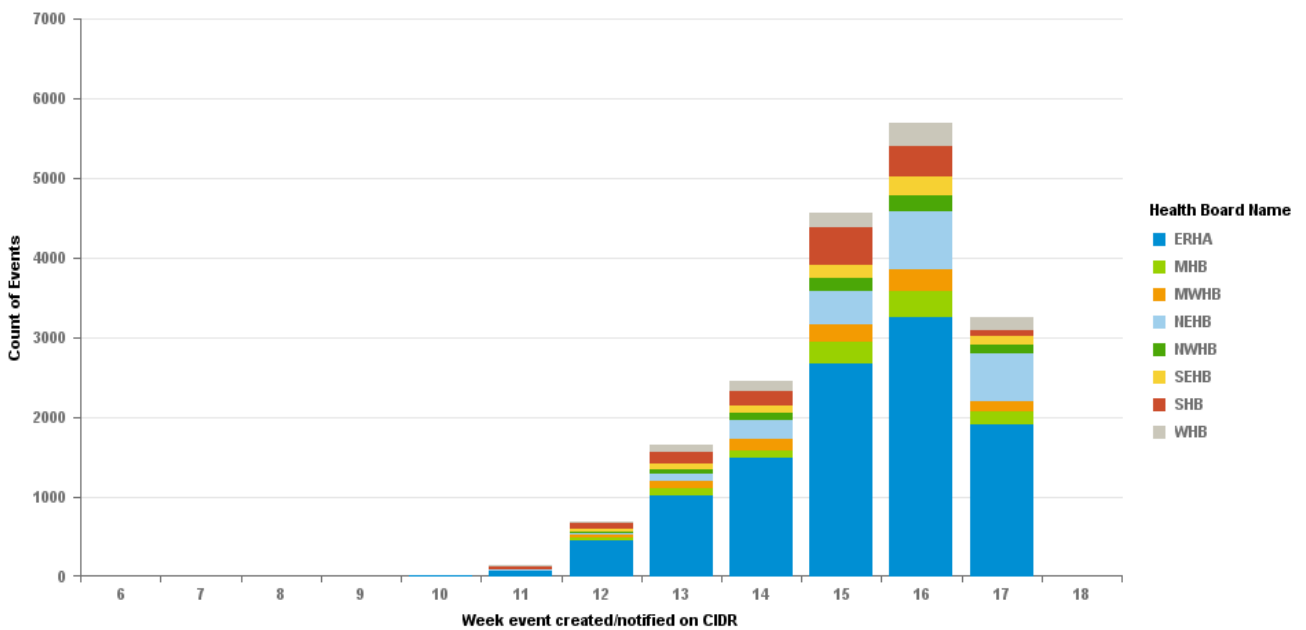
Data source: CIDR as of 26/04/2020 9:20

**Note: Data are provisional**



**Figure 2: Age-specific incidence rates of confirmed cases of COVID-19 notified to midnight April 24<sup>th</sup> 2020, Ireland**

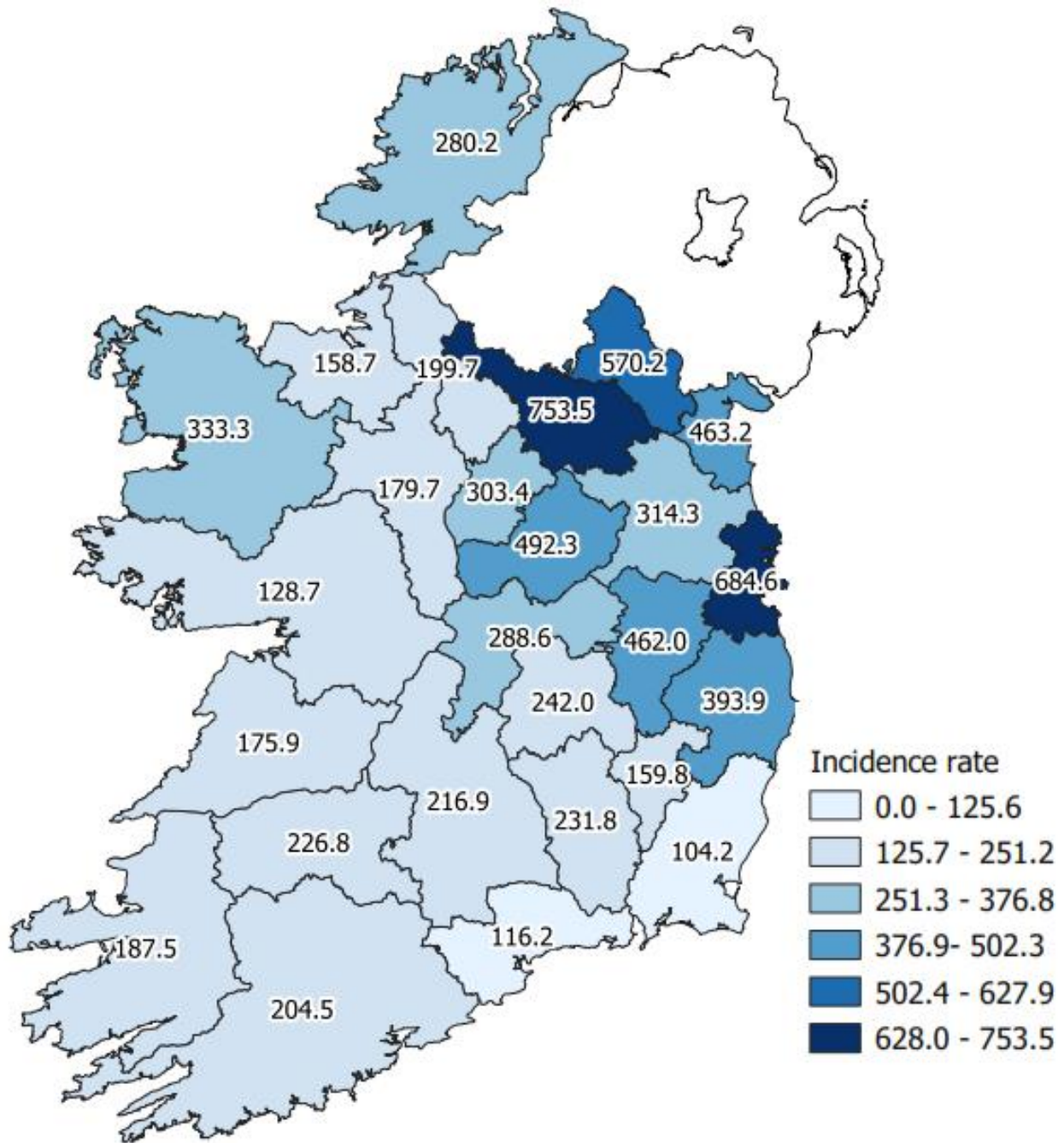
Data source: CIDR as of 26/04/2020 9:20, rates are calculated using the 2016 census ([www.cso.ie](http://www.cso.ie))



**Figure 3: Confirmed cases of COVID-19 notified to midnight April 24<sup>th</sup> 2020, by HSE Area and week of notification**

Data source: CIDR as of 26/04/2020 9:20

**Note: Data are provisional**



**Figure 4: Cumulative incidence rates per 100,000 population of confirmed cases of COVID-19 notified to midnight April 24<sup>th</sup> 2020 by county, Ireland**

*Please do not directly compare county shades to previous maps. The numbers of cases by county are increasing and as such the categories listed will broaden which may result in changes to the map shading.*

Data source: CIDR as of 26/04/2020 9:20, rates are calculated using the 2016 census ([www.cso.ie](http://www.cso.ie))

**Note: Data are provisional**

**Table 3: Number of confirmed cases of COVID-19 notified to midnight April 24<sup>th</sup> 2020 by county**

County Name	Number of cases	%
Carlow	91	0.5
Cavan	574	3.1
Clare	209	1.1
Cork	1110	6.0
Donegal	446	2.4
Dublin	9224	50.0
Galway	332	1.8
Kerry	277	1.5
Kildare	1028	5.6
Kilkenny	230	1.2
Laois	205	1.1
Leitrim	64	0.3
Limerick	442	2.4
Longford	124	0.7
Louth	597	3.2
Mayo	435	2.4
Meath	613	3.3
Monaghan	350	1.9
Offaly	225	1.2
Roscommon	116	0.6
Sligo	104	0.6
Tipperary	346	1.9
Waterford	135	0.7
Westmeath	437	2.4
Wexford	156	0.8
Wicklow	561	3.0
<b>Total</b>	<b>18,431</b>	<b>100</b>

Data source: CIDR as of 26/04/2020 9:20

**Table 4: Number of confirmed COVID-19 cases notified to midnight April 24<sup>th</sup> 2020 by transmission classification, Ireland**

Transmission classification*	Number of cases	%
Community transmission	2,465	13.4
Possible community transmission	6,491	35.2
Local transmission	4,308	23.4
Possible local transmission	370	2.0
Travel abroad	345	1.9
Possible travel abroad	175	0.9
Unknown	4,277	23.2
<b>Total</b>	<b>18,431</b>	<b>100</b>

\*Transmission classification is based on country of infection and enhanced exposure data (international travel; close contact of a case) recorded in CIDR. The World Health Organization's (WHO) Definition of transmission classification is outlined in Appendix 1.

Data source: CIDR as of 26/04/2020 9:20

**Note: Data are provisional**

**Table 5: Number of confirmed cases of COVID-19 notified to midnight April 24<sup>th</sup> 2020 by age group and hospital, ICU and vital status, Ireland**

Age group (years)	Number of cases (n)	Cases hospitalised (n)	Cases hospitalised (%)	Cases admitted to ICU (n)	Cases admitted to ICU (%)	Number of cases that died (n)	Cases that died (%)
<5	93	14	0.5	0	0.0	0	0.0
5 - 14	184	8	0.3	1	0.3	0	0.0
15-24	1193	53	2.1	5	1.4	2	0.2
25-34	2977	156	6.1	12	3.4	3	0.3
35-44	3181	218	8.5	30	8.6	9	1.0
45-54	3403	350	13.6	76	21.8	18	2.0
55-64	2513	392	15.2	97	27.8	38	4.3
65+	4862	1382	53.6	128	36.7	812	92.1
Unknown	25	3	0.1	0	0.0	0	0.0
<b>Total</b>	<b>18,431</b>	<b>2576</b>	<b>100</b>	<b>349</b>	<b>100</b>	<b>882</b>	<b>100</b>

Data source: CIDR as of 26/04/2020 9:20

Of the 18,431 laboratory confirmed cases of COVID-19, 882 have died, giving a case fatality rate of 4.8%. Of the patients who were hospitalised, 14% were admitted to ICU.

**Table 6: Number of confirmed cases of COVID-19 notified to midnight April 24<sup>th</sup> 2020 in healthcare workers by HSE-area and travel status**

HSE area	Foreign travel	No foreign travel	Not specified	Total
HSE East	86	2696	199	2981
HSE Midlands	9	210	87	306
HSE Mid-West	15	86	145	246
HSE North-East	6	25	566	597
HSE North-West	8	101	95	204
HSE South-East	5	3	201	209
HSE South	20	107	179	306
HSE West	7	86	122	215
<b>Total</b>	<b>156</b>	<b>3,314</b>	<b>1,594</b>	<b>5,064</b>

Data source: CIDR as of 26/04/2020 9:20

**Note: Data are provisional**

**Table 7: Number of clusters/outbreaks of COVID-19 notified to midnight April 24<sup>th</sup> 2020 by location and HSE-area**

Outbreak Location	E	M	MW	NE	NW	SE	S	W	Total	%
Nursing home	97	14	9	36	5	9	8	30	208	34.6
Residential institution	60	12	2	10	5	6	14	5	114	19
Private house	2	6	7	9	5	8	25	21	83	13.8
Hospital	43	2	2	11	2	3	11	6	80	13.3
Comm. Hosp/Long-stay unit	5	4			7	2	8	1	27	4.5
Workplace	4	5	2	1		4	6	2	24	4
Travel related		3	5	4	2	1	5	2	22	3.7
Extended family	2		4		2	3	3	1	15	2.5
Other	3		2	2		1	4		12	2
Community outbreak	4	1	1	1			1	1	9	1.5
Public house		2	1				1		4	0.7
Hotel							1		1	0.2
Not Specified	2								2	0.3
<b>Total</b>	<b>222</b>	<b>49</b>	<b>35</b>	<b>74</b>	<b>28</b>	<b>37</b>	<b>87</b>	<b>69</b>	<b>601</b>	<b>100</b>

Data source: CIDR as of 26/04/2020 09:20

## Acknowledgements

Sincere thanks are extended to all those who participated in the collection and reporting of data used in this report. This includes the notifying clinicians and staff in laboratories and Departments of Public Health.

**Report prepared by Epi Team, HPSC**

### Appendix 1: World Health Organization's (WHO) Definition of transmission classification

WHO definition of transmission classification is specified below:

- Community transmission is evidenced by the inability to relate confirmed cases through chains of transmission for a large number of cases, or by increasing positive tests through routine screening of sentinel samples.
- Local transmission indicates locations where the source of infection is within the reporting location.
- Imported cases only indicate locations where all cases have been acquired outside the location of reporting.

Unknown: Transmission is classified as 'unknown' due to incomplete data on CIDR.