

# eDeposit Ireland

## **Epidemiology of COVID-19 in Ireland : report prepared by HPSC on 6/6/20 for National Public Health Emergency Team**

Item Type	report
Citation	Health Protection Surveillance Centre, 'Epidemiology of COVID-19 in Ireland : report prepared by HPSC on 6/6/20 for National Public Health Emergency Team', [report], Health Protection Surveillance Centre, 2020-06-07
Publisher	Health Protection Surveillance Centre
Rights	Y
Download date	2026-06-05 22:24:33
Link to Item	<a href="https://hdl.handle.net/20.500.14765/92817">https://hdl.handle.net/20.500.14765/92817</a>



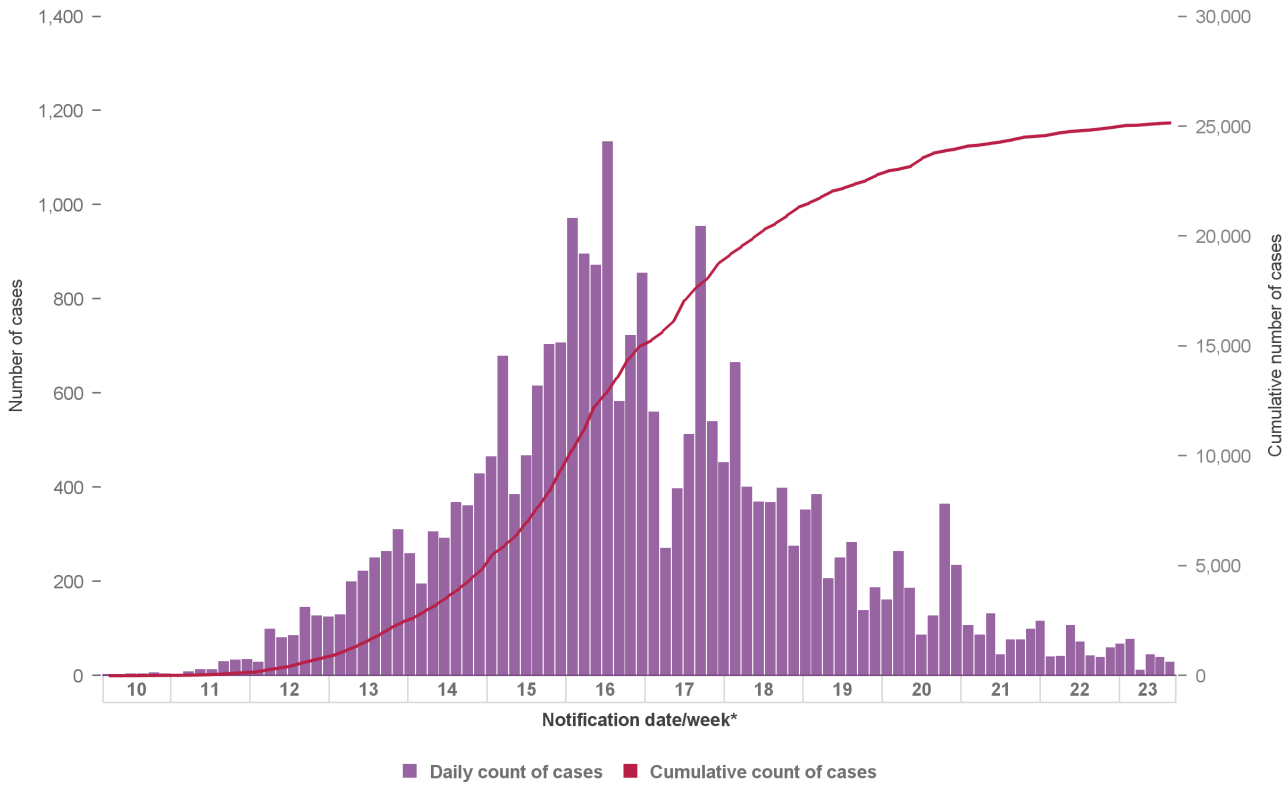
# Epidemiology of COVID-19 in Ireland

Report prepared by HPSC on 6/6/20 for National Public Health Emergency Team

Summary characteristics of confirmed COVID-19 cases notified in Ireland up to midnight 04/06/2020

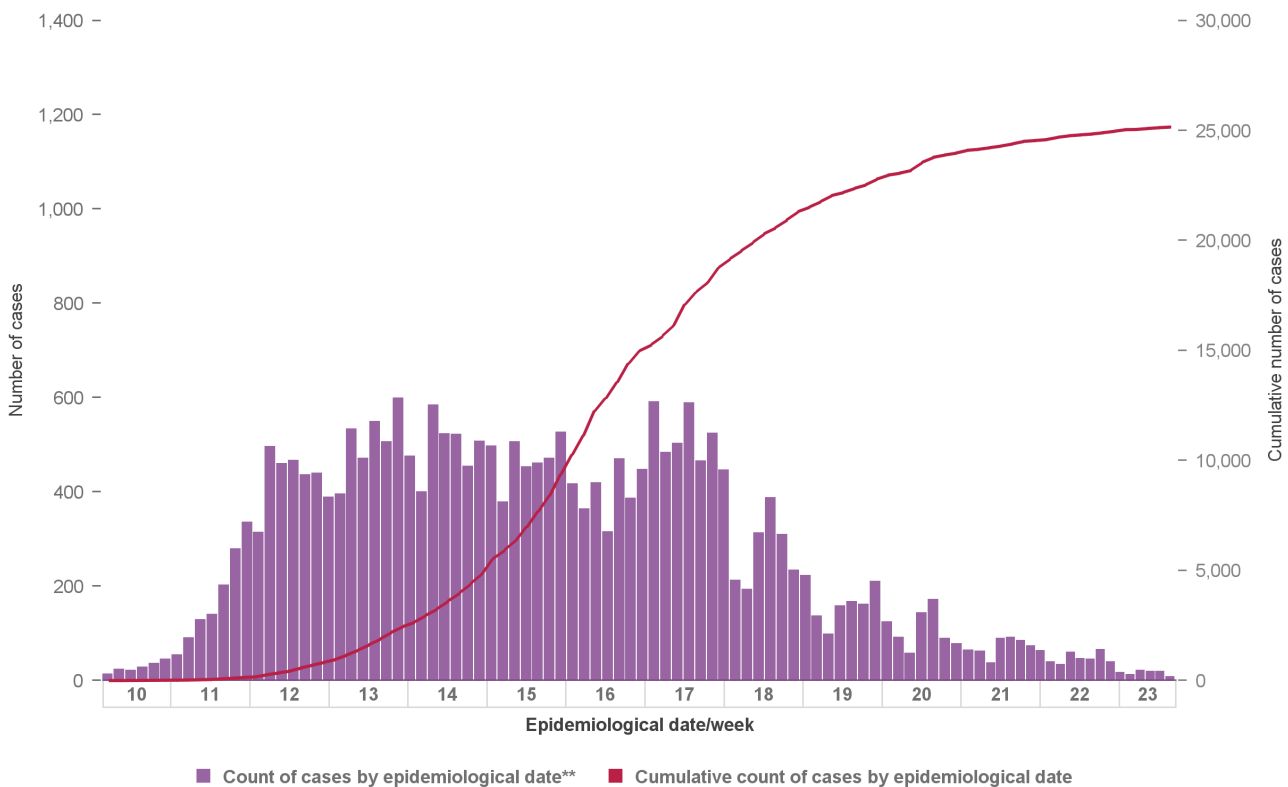
	Number	Percent
Total number of confirmed cases	25,159	
National cumulative incidence of confirmed cases per 100,000 population	528.34	
Total number of cases hospitalised	3,319	13.19
Total number of cases admitted to ICU	410	1.63
Total number of deaths among confirmed cases	1,417	5.63
Case fatality ratio (CFR, %)	5.63	
National cumulative incidence of confirmed deaths per 100,000 population	29.76	
Total number of outbreaks/clusters	885	
Total number of cases associated with clusters	10,197	40.53
Total number of imported cases	360	1.43
Number of cases in healthcare workers	8,059	32.03
Males	10,743	42.7
Females	14,384	57.17
M:F ratio	0.75	
Median age (years)	48	
Mean age (years)	51	
Age range (years)	0 - 106	

Note: Data were extracted from Computerised Infectious Disease Reporting (CIDR) system at 09:38 on 6/6/20 and are provisional and subject to ongoing review, validation and update. As a result, figures in this report may differ from previously published figures.



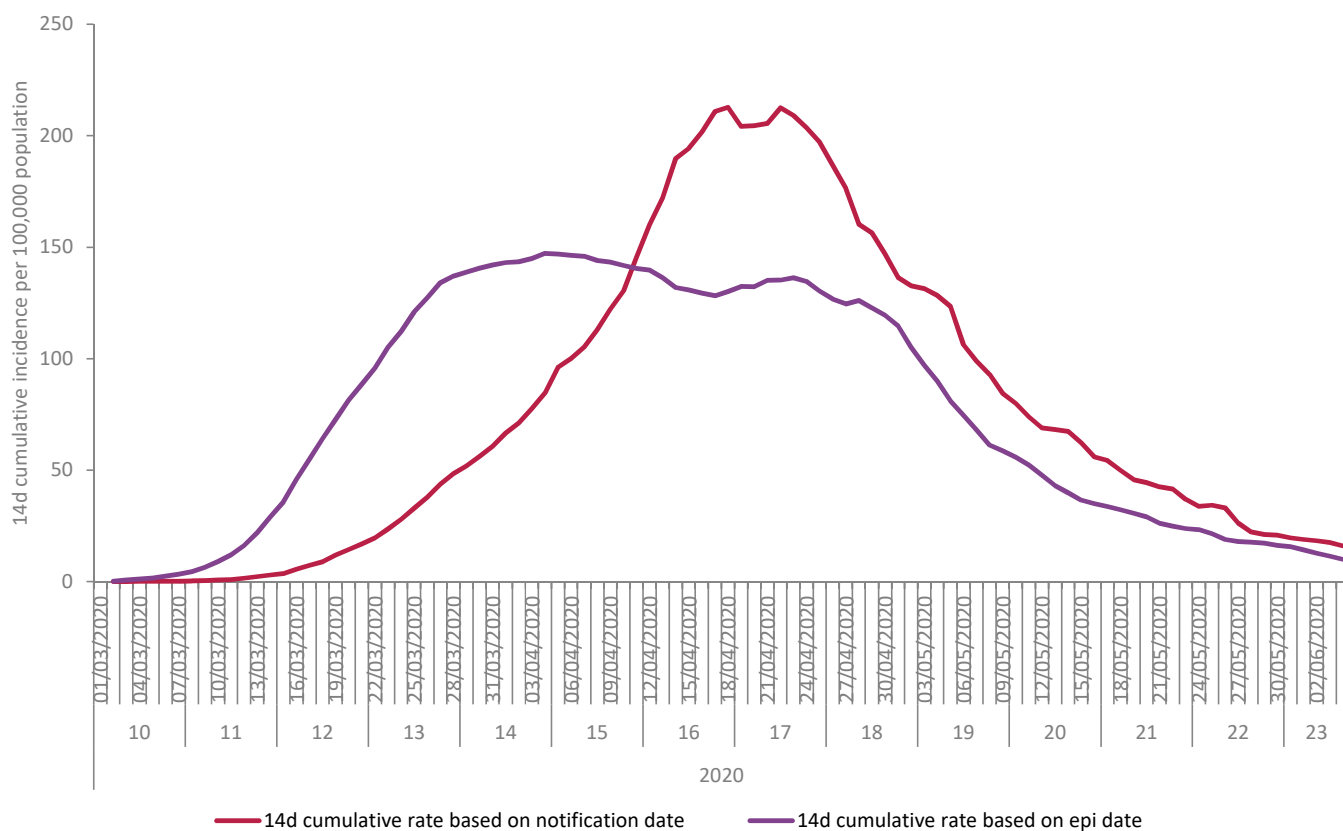
**Figure 1a: Number\* and cumulative number of confirmed COVID-19 cases notified in Ireland by notification date\* to midnight 04/06/2020**

\*Between 05/04/2020 – 19/04/2020, the daily number of COVID-19 events notified in Ireland is inflated due to batch reporting of cases with specimen dates between from 19/03/2020 – 01/04/2020 in addition to real-time reporting of cases with contemporaneous specimen dates



**Figure 1b: Number and cumulative number of confirmed COVID-19 cases notified in Ireland by epidemiological date\*\* to midnight 04/06/2020**

\*\*Epidemiological date is derived from epidemiological date, which is the earliest of onset date, date of diagnosis, laboratory specimen collection date, laboratory received date, laboratory reported date, event creation/notification date.



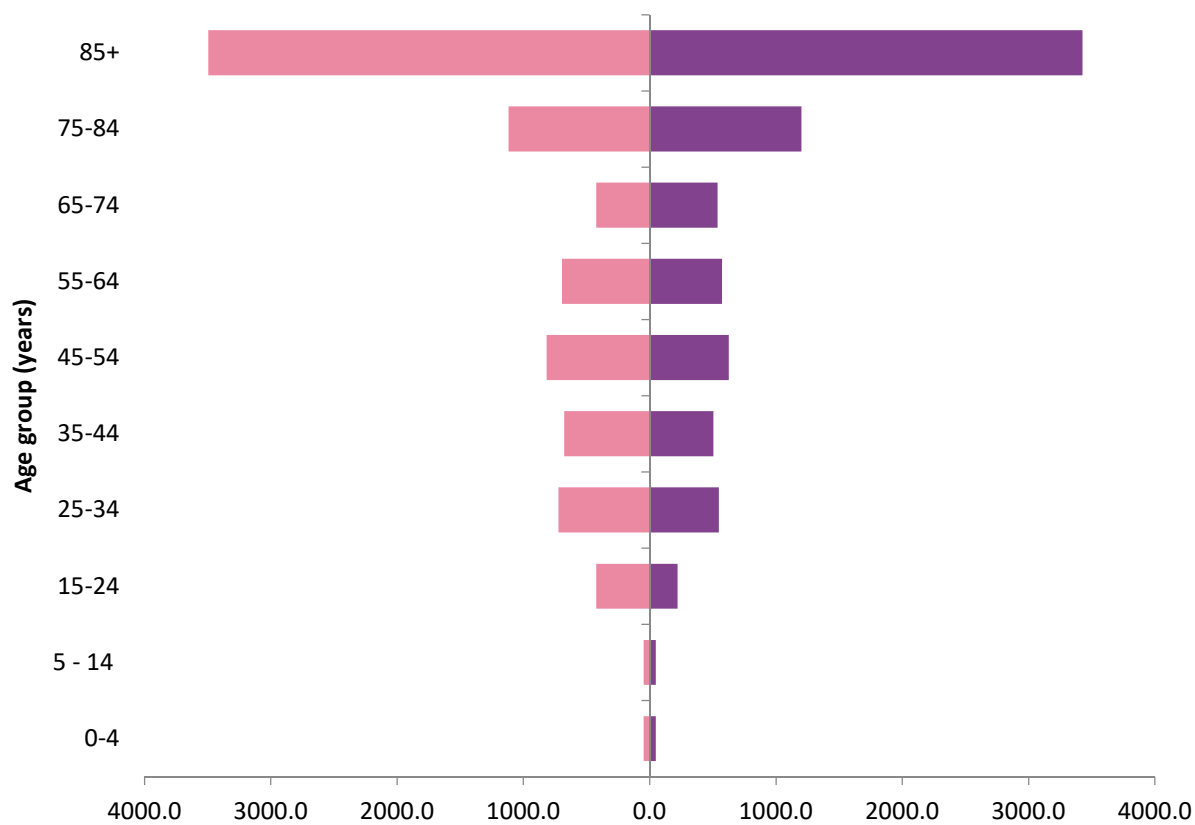
**Figure 2: Cumulative 14 day incidence rate of confirmed COVID-19 cases per 100,000 population notified in Ireland by notification\* and epidemiological date\*\* to midnight 04/06/2020**

\* Between 05/04/2020 – 19/04/2020, the daily number of COVID-19 events notified in Ireland is inflated due to batch reporting of cases with specimen dates between from 19/03/2020 – 01/04/2020 in addition to real-time reporting of cases with contemporaneous specimen dates

\*\*Epidemiological date is derived from epidemiological date, which is the earliest of onset date, date of diagnosis, laboratory specimen collection date, laboratory received date, laboratory reported date, event creation/notification date.

**Table 1: Characteristics of confirmed COVID-19 cases notified in Ireland up to midnight on 04/06/2020**

Characteristic		Number of cases	Percent
<b>Total number of confirmed cases</b>		<b>25,159</b>	<b>100</b>
<b>Sex</b>	Male:Female ratio	0.75	
	Male	10,743	42.7
	Female	14,384	57.17
	Unknown	32	0.13
<b>Age</b>	Median age (years)	48	
	Mean age (years)	51	
	Age range (years)	0 - 106	
	0-4 yrs	161	0.64
	5-14 yrs	321	1.28
	15-24 yrs	1,850	7.35
	25-34 yrs	4,216	16.76
	35-44 yrs	4,425	17.59
	45-54 yrs	4,524	17.98
	55-64 yrs	3,228	12.83
	65-74 yrs	1,792	7.12
	75-84 yrs	2,273	9.03
	85+ yrs	2,346	9.32
	Unknown	23	0.09

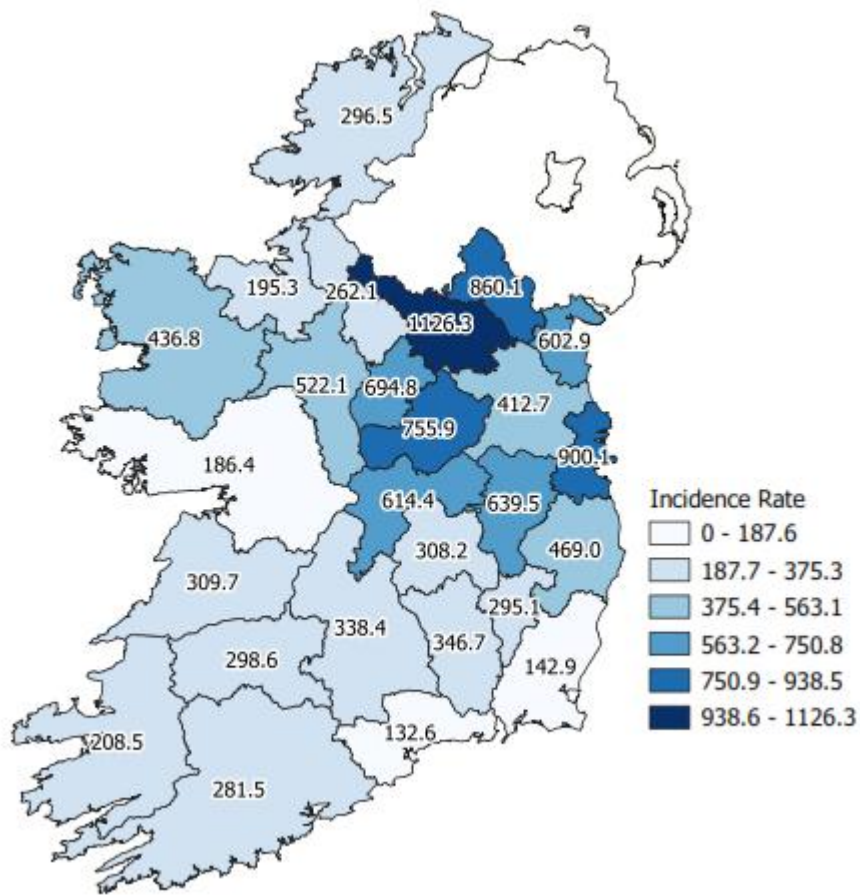


	0-4	5 - 14	15-24	25-34	35-44	45-54	55-64	65-74	75-84	85+
Female	48.2	48.2	423.7	722.9	676.4	815.8	694.6	423.7	1118.6	3494.9
Male	48.3	47.0	220.5	547.4	503.6	625.3	572.9	537.2	1202.5	3425.5

**Cumulative age- and sex-specific rate per 100,000 population**

Female Male

**Figure 3: Cumulative age- and sex-specific incidence rates of confirmed cases of COVID-19 per 100,000 population notified in Ireland to midnight 04/06/2020 (excluding 23 cases for whom age is unknown, 31 cases for whom sex is unknown)**



**Figure 4: Cumulative incidence rates of confirmed cases of COVID-19 per 100,000 population notified in Ireland to midnight 04/06/2020**

*Please do not directly compare county shades to previous maps. The numbers of cases by county are increasing and as such the categories listed will broaden which may result in changes to the map shading.*

**Table 2: Number of confirmed COVID-19 cases by county notified to midnight 04/06/2020**

<b>County Name</b>	<b>Number of cases</b>	<b>Percent</b>
Carlow	168	0.67
Cavan	858	3.41
Clare	368	1.46
Cork	1,528	6.07
Donegal	472	1.88
Dublin	12,127	48.2
Galway	481	1.91
Kerry	308	1.22
Kildare	1,423	5.66
Kilkenny	344	1.37
Laois	261	1.04
Leitrim	84	0.33
Limerick	582	2.31
Longford	284	1.13
Louth	777	3.09
Mayo	570	2.27
Meath	805	3.2
Monaghan	528	2.1
Offaly	479	1.9
Roscommon	337	1.34
Sligo	128	0.51
Tipperary	540	2.15
Waterford	154	0.61
Westmeath	671	2.67
Wexford	214	0.85
Wicklow	668	2.66
<b>Total</b>	<b>25,159</b>	<b>100</b>

**Table 3: Number of confirmed COVID-19 cases by WHO transmission classification notified to midnight 04/06/2020**

Transmission classification*	Count of Events	%
Community transmission, incl. possible community transmission	9,774	38.85%
Local transmission, incl. possible local transmission	14,787	58.77%
Travel abroad, incl. possible travel abroad	573	2.28%
Unknown	25	0.10%
<b>Total</b>	<b>25,159</b>	<b>100.00%</b>

\*See technical note 3 for definition of WHO transmission classification

Cases which were notified more than 2 weeks ago and have not yet been reported as imported or linked to an outbreak are classified as possible community transmission.

**Table 4: Cumulative number of confirmed cases of COVID-19 notified in Ireland by age group and hospital, ICU and vital status as of midnight 04/06/2020**

Age Group (years)	Number of cases (n)	Cases hospitalised (n)	Cases hospitalised (%)	Cases admitted to ICU (n)	Cases admitted to ICU (%)
0-4 yrs	161	20	0.6	0	0
5-14 yrs	321	18	0.54	3	0.73
15-24 yrs	1850	73	2.2	5	1.22
25-34 yrs	4216	197	5.94	15	3.66
35-44 yrs	4425	257	7.74	34	8.29
45-54 yrs	4524	443	13.35	83	20.24
55-64 yrs	3228	490	14.76	119	29.02
65-74 yrs	1792	580	17.48	104	25.37
75-84 yrs	2273	755	22.75	41	10
85+ yrs	2346	483	14.55	6	1.46
Unknown	23	3	0.09	0	0
<b>Total</b>	<b>25,159</b>	<b>3,319</b>	<b>100</b>	<b>410</b>	<b>100</b>

**Table 5: Number and proportion of confirmed cases of COVID-19 notified in Ireland by age-group, hospitalisation and ICU admission 04/06/2020**

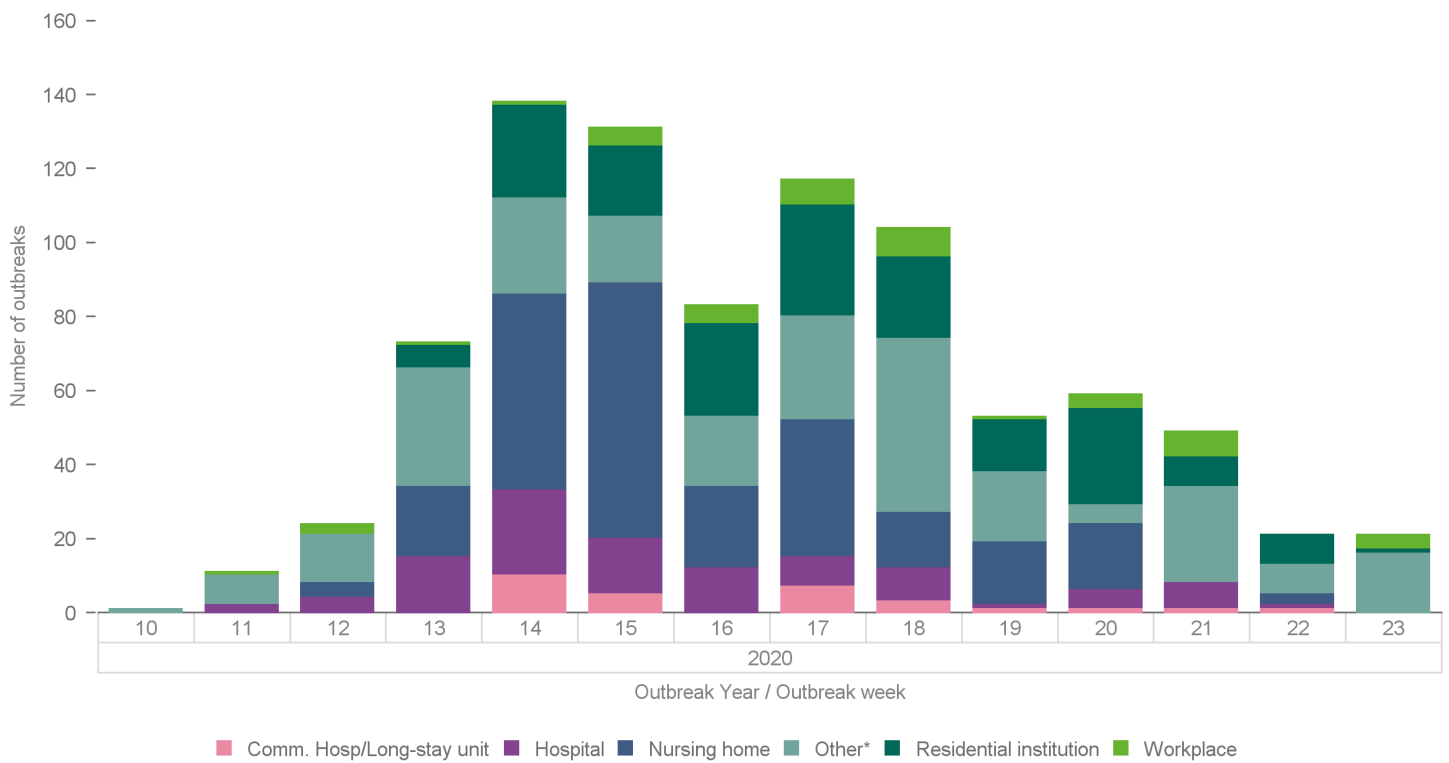
	0-4 yrs	5-14 yrs	15-24 yrs	25-34 yrs	35-44 yrs	45-54 yrs	55-64 yrs	65-74 yrs	75-84 yrs	85+ yrs	Unknown
Number of cases (n)	161	321	1,850	4,216	4,425	4,524	3,228	1,792	2,273	2,346	23
Cases hospitalised (n)	20	18	73	197	257	443	490	580	755	483	3
Cases hospitalised (%)	12.42	5.61	3.95	4.67	5.81	9.79	15.18	32.37	33.22	20.59	13.04
Cases admitted to ICU (n)	0	3	5	15	34	83	119	104	41	6	0
Cases admitted to ICU (%)	0	0.93	0.27	0.36	0.77	1.83	3.69	5.8	1.8	0.26	0
Deaths (n)	0	0	2	5	10	23	61	204	487	625	0
Case fatality ratio (%)	0	0	0.11	0.12	0.23	0.51	1.89	11.38	21.43	26.64	0

## Outbreaks of COVID-19

**Table 6: Number of clusters/outbreaks COVID-19 by location and HSE area notified to midnight 04/06/2020**

Outbreak Location	E	M	MW	NE	NW	S	SE	W	Total
Other*	21	14	51	26	9	81	31	33	<b>266</b>
Nursing home	123	16	13	38	5	10	16	36	<b>257</b>
Residential institution	112	12	6	16	4	19	10	5	<b>184</b>
Hospital	60	3	2	14	2	12	3	6	<b>102</b>
Workplace	8	5	5	14	1	8	3	3	<b>47</b>
Comm. Hosp/Long-stay unit	4	4	2		4	6	5	4	<b>29</b>
<b>Total</b>	<b>328</b>	<b>54</b>	<b>79</b>	<b>108</b>	<b>25</b>	<b>136</b>	<b>68</b>	<b>87</b>	<b>885</b>

\*Other outbreak location includes all outbreaks locations other than residential facilities, acute hospitals and workplaces. This includes community, extended family, hotel, private house, public house, retail outlet, travel related and all other locations.



**Figure 5: Trend in number of COVID-19 clusters by location and week notified to midnight 04/06/2020**

\*Other outbreak location includes all outbreaks locations other than residential facilities, acute hospitals and workplaces. This includes community, extended family, hotel, private house, public house, retail outlet, travel related and all other locations.

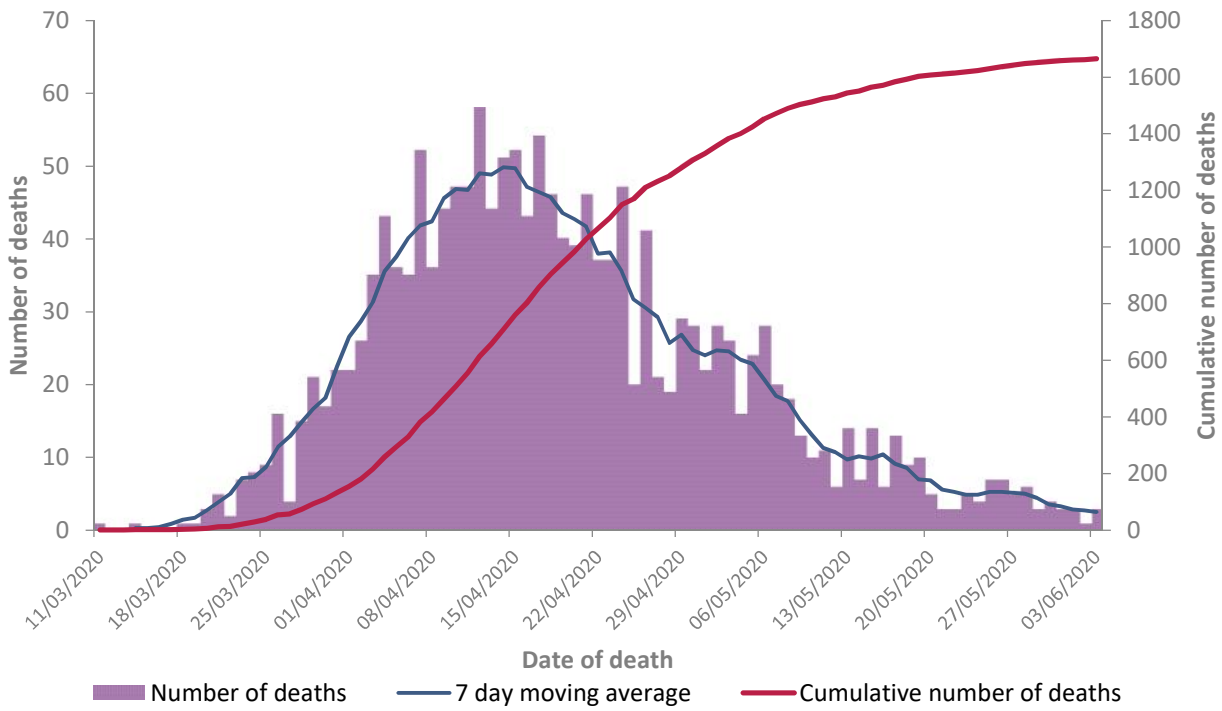
## Deaths among COVID-19 cases

Table 7: Summary of deaths in all COVID-19 cases notified in Ireland up to midnight 04/06/2020

	Number	Percent
Total number of deaths	1,677	
Confirmed	1,417	84.5
Probable	96	5.72
Possible	164	9.78
Total number of cases hospitalised	708	42.22
Cases admitted to ICU	83	4.95
Cases not admitted to ICU	625	37.27
Total number of imported cases	6	0.36
Number of cases in healthcare workers	7	0.42
Number with underlying clinical conditions	1,516	90.4
Total number of male cases	828	49.37
M:F ratio	0.98	
Median age (years)	84	
Mean age (years)	82	
Age range (years)	17 - 105	

Table 8: Number of deaths in all COVID-19 cases by sex and age group notified in Ireland up to midnight 04/06/2020

Age group (years)	Female	Male	Total	Percent
15-24 yrs	<5	<5	2	0.12
25-34 yrs	<5	<5	5	0.3
35-44 yrs	5	6	11	0.66
45-54 yrs	10	15	25	1.49
55-64 yrs	23	43	66	3.94
65-74 yrs	82	147	229	13.66
75-84 yrs	260	311	571	34.05
85+ yrs	463	303	766	45.68
Unknown	<5	<5	2	0.12
<b>Total</b>	<b>849</b>	<b>828</b>	<b>1,677</b>	<b>100</b>
<b>Percent</b>	<b>50.63</b>	<b>49.37</b>		



**Figure 6: Daily and 7 day moving average number of deaths among COVID-19 cases notified in Ireland by date of death and cumulative total to midnight 04/06/2020**

\* Date of death is not yet available for seven cases

Please note: a lag in time between reporting of deaths and data extraction is expected and as such most recent dates will not yet reflect all deaths on that date