

eDeposit Ireland

Epidemiology of COVID-19 in Ireland - 14 day report Report prepared by HPSC on 27/12/2020

Item Type	report
Citation	Health Protection Surveillance Centre, Health Service Executive, 'Epidemiology of COVID-19 in Ireland - 14 day report Report prepared by HPSC on 27/12/2020', [report], Health Protection Surveillance Centre, 2020-12-27
Publisher	Health Protection Surveillance Centre
Rights	Y
Download date	2026-04-13 05:35:33
Link to Item	https://hdl.handle.net/20.500.14765/94598



Epidemiology of COVID-19 in Ireland - 14 day report

Report prepared by HPSC on 27/12/2020

Summary characteristics of confirmed COVID-19 cases notified in Ireland from 13/12/2020 up to midnight 26/12/2020

	Number	Percent
Total number of confirmed cases	9,979	
National incidence of confirmed cases per 100,000 population	209.56	
Number of cases hospitalised*	392	3.93
Number of cases admitted to ICU*	11	0.11
Number of deaths among confirmed cases	21	0.21
Case fatality ratio (CFR, %)	0.21	
National incidence of confirmed deaths per 100,000 population	0.44	
Number of cases** associated with clusters	1,501	15.04
Number of imported cases	16	0.16
Number of cases in healthcare workers	714	7.16
Males	4,933	49.43
Females	4,994	50.05
M:F ratio	0.99	
Median age (years)	35	
Mean age (years)	37	
Age range (years)	0 - 102	

* The number of cases hospitalised and admitted to ICU relate only to events notified in the last 14 days and do not include cases notified prior to this and admitted to hospital or ICU in the last 14 days

**Cases may be associated with outbreaks notified outside the timeframe of this report
13/12/2020 - 26/12/2020

Note: Data were extracted from Computerised Infectious Disease Reporting (CIDR) system at 09:59 on 27/12/2020 and are provisional and subject to ongoing review, validation and update. As a result, figures in this report may differ from previously published figures.

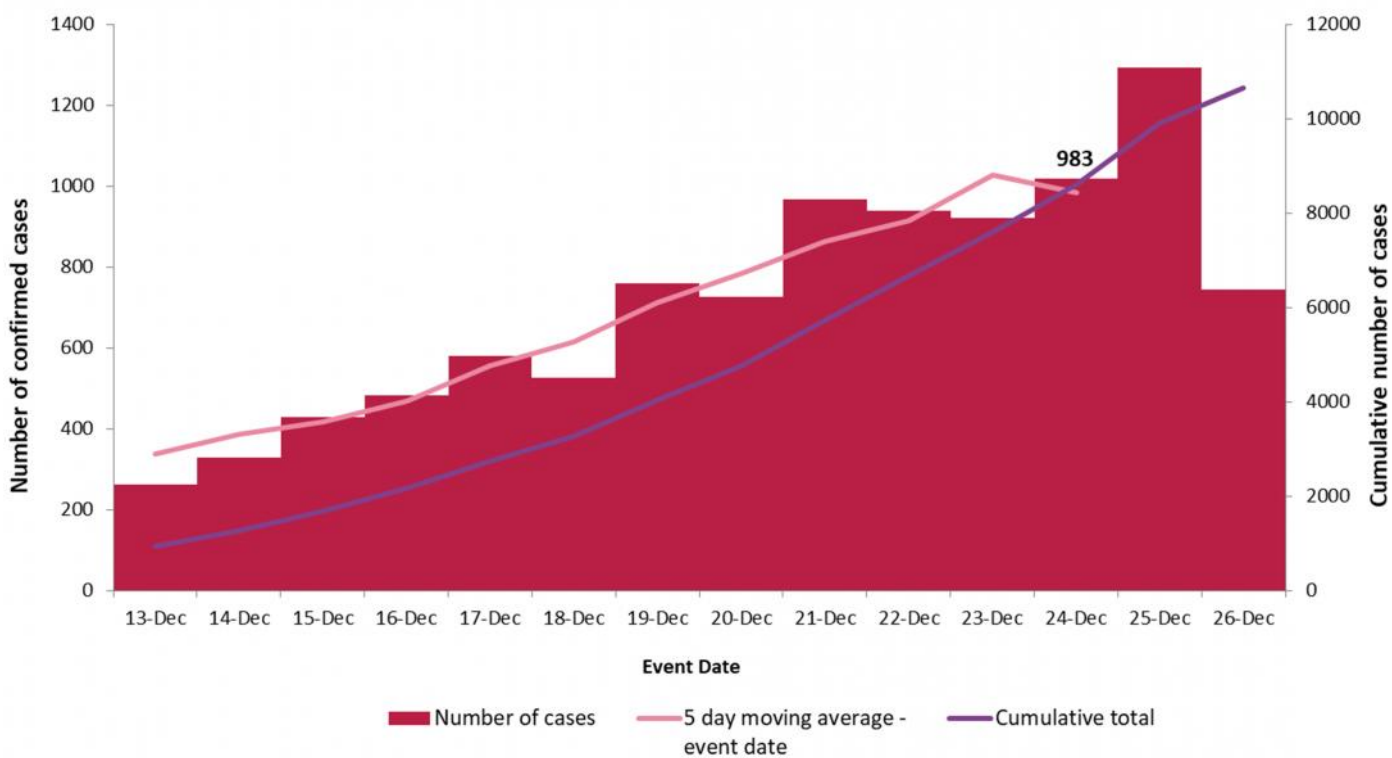


Figure 1. Daily number and cumulative number of confirmed cases of COVID-19, and 5-day moving average, by notification date (n=9,979)

Table 1: Characteristics of confirmed COVID-19 cases notified in Ireland from 13/12/2020 up to midnight on 26/12/202

Characteristic		Number of cases	Percent
Total number of confirmed cases		9,979	100
Sex	Male:Female ratio	0.99	
	Male	4,933	49.43
	Female	4,994	50.05
	Unknown	52	0.52
Age	Median age (years)	35	
	Mean age (years)	37	
	Age range (years)	0 - 102	
	0-4 yrs	356	3.57
	5-12 yrs	695	6.96
	13-18 yrs	654	6.55
	19-24 yrs	1,320	13.23
	25-34 yrs	1,835	18.39
	35-44 yrs	1,615	16.18
	45-54 yrs	1,386	13.89
	55-64 yrs	1,102	11.04
	65-74 yrs	498	4.99
	75-84 yrs	325	3.26
	85+ yrs	191	1.91
	Unknown	2	0.02
Underlying clinical conditions	Yes	1,918	19.22
	No	4,773	47.83
	Unknown	3,288	32.95
Symptom status at time of test*	Yes	4,847	48.57
	No	1,699	17.03
	Unknown	3,433	34.4

*Symptom status is recorded at the time of test and is not updated, therefore a proportion of the asymptomatic cases may subsequently develop symptoms however this will not be captured in the data.

Table 3: Number of confirmed COVID-19 cases by community healthcare organisation (CHO) notified in Ireland from 13/12/2020 to midnight 26/12/2020

CHO Area	Number of confirmed cases	Incidence per 100,000 population
CHO1	1,151	294.2
CHO2	544	120.1
CHO3	883	229.4
CHO4	1,249	180.9
CHO5	1,157	226.7
CHO6	967	252.4
CHO7	1,272	179.7
CHO8	1,101	177.8
CHO9	1,648	265.2
Unknown	7	
Total	9,972	209.4

Table 4: Number of confirmed COVID-19 cases by county notified in Ireland from 13/12/2020 to midnight 26/12/2020

County	Number of confirmed cases	Incidence per 100,000 population
Donegal	678	425.9
Wexford	522	348.6
Limerick	652	334.5
Louth	394	305.7
Monaghan	177	288.3
Kilkenny	266	268.1
Kerry	368	249.1
Dublin	3356	249.1
Carlow	128	224.8
Cavan	149	195.6
Sligo	126	192.3
Laois	161	190.1
Meath	344	176.4
Kildare	375	168.5
Cork	882	162.5
Waterford	186	160.1
Mayo	169	129.5
Galway	318	123.2
Clare	137	115.3
Westmeath	101	113.8
Wicklow	160	112.3
Tipperary	150	94.0
Roscommon	57	88.3
Longford	36	88.1
Offaly	65	83.4
Leitrim	22	68.7
Total	9,979	209.6

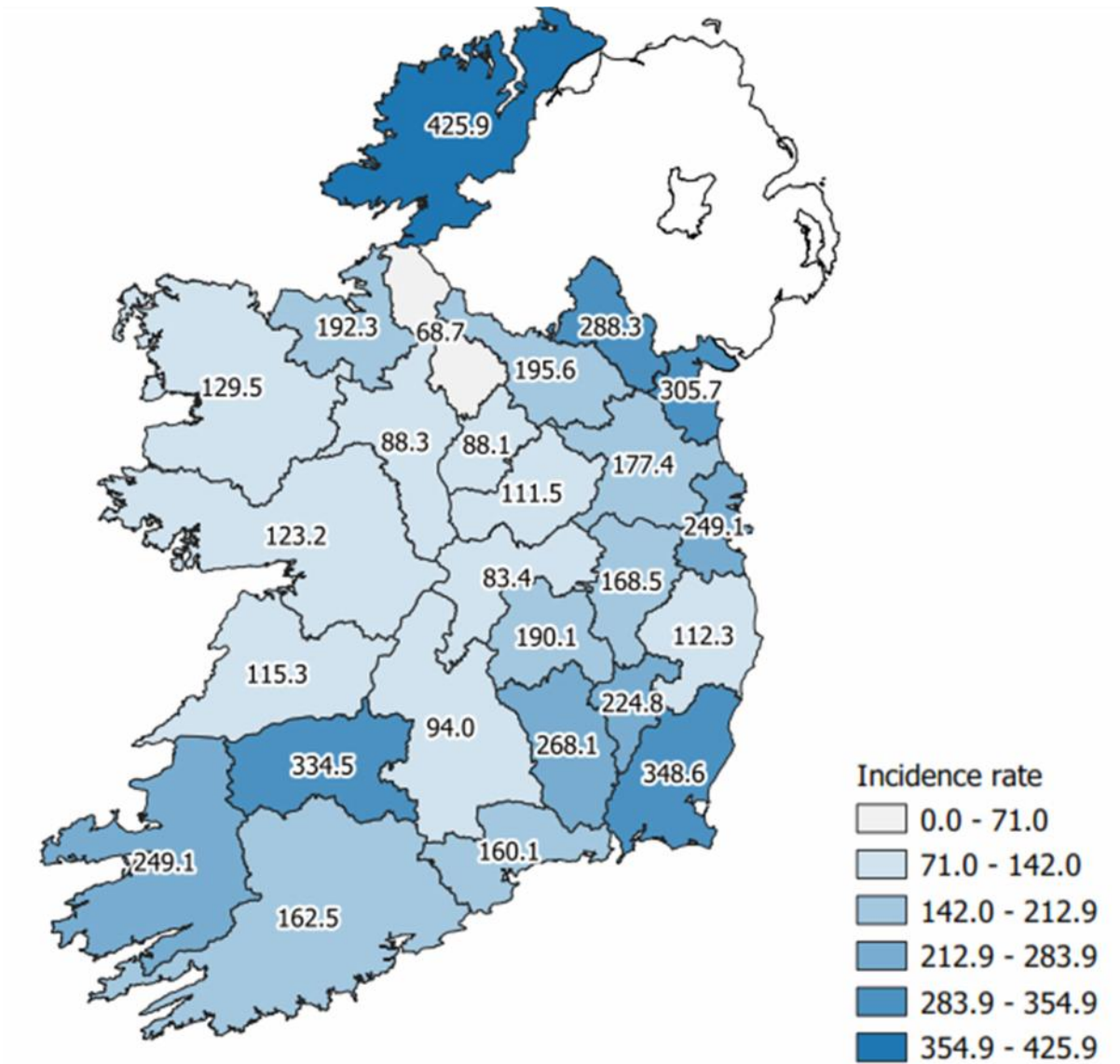


Figure 2: Cumulative incidence rates of confirmed COVID-19 cases per 100,000 population by county notified in Ireland between 13/12/2020 and 26/12/2020

Please do not directly compare county shades to previous maps. The categories listed will change as the number of cases change, which may result in changes to the map shading.

Table 4: Number and incidence of confirmed COVID-19 cases by Dublin Local Health Offices* (LHOs) notified in Ireland with a notification date between 13/12/2020 and 26/12/2020

CCA	Local Health Office	Number of cases in past 14 days based on notification date	14 day incidence rates based on notification dates
CCA1	Dublin South	236	173.4
CCA2	Dublin South East	579	468.1
CCA3	Dublin South City	250	166.7
CCA4	Dublin South West	278	172.8
CCA5	Dublin West	363	233.7
CCA6	Dublin North West	582	280.3
CCA7	Dublin North Central	588	380.4
CCA8	Dublin North	478	184.4
	Dublin	3,354	248.9

Note: Local health offices (LHOs) came into operation on 1st September 2005, replacing Community Care Areas (CCAs). LHO population denominators are used in this report rather than CCA population denominators. The LHO rates were calculated using Census 2016 LHO denominator data extracted from the HSE Health Atlas and are not a direct match to the corresponding CCAs.

*Excludes 2 cases where CCA is not reported

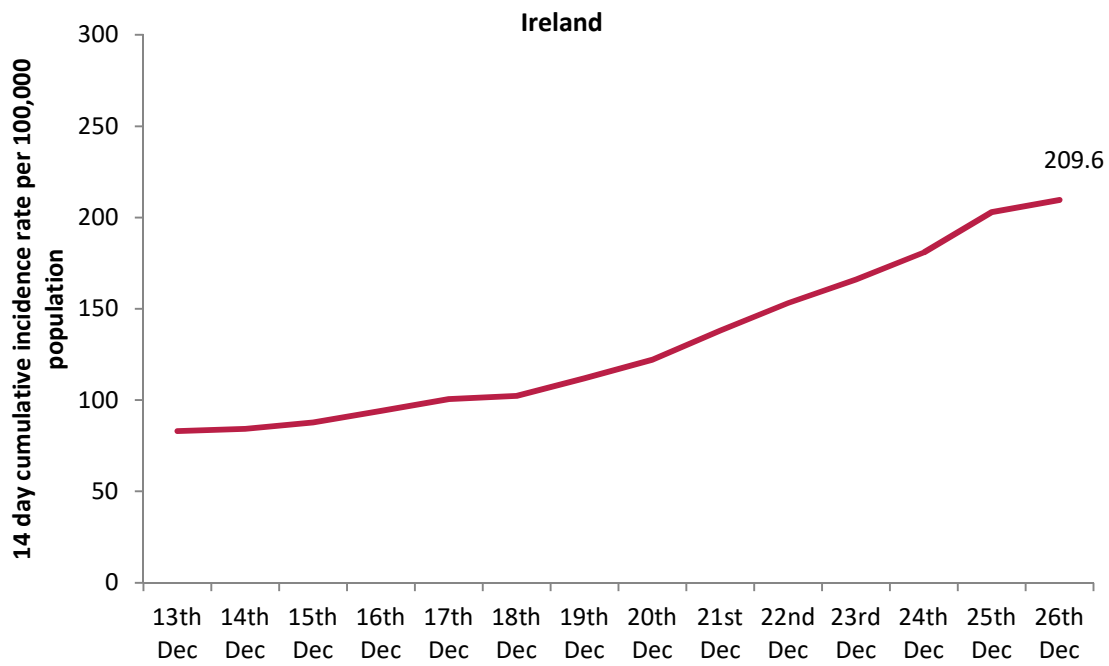


Figure 3: 14 day cumulative incidence rates per 100,000 population of confirmed cases of COVID-19 in Ireland (13/12/2020 to 26/12/2020)

14 day incidence rates per 100,000 populations of confirmed cases of COVID-19 for individual counties can be found in appendix 4 of this report

Table 5: Number of confirmed COVID-19 cases by most likely transmission source notified from 13/12/2020 to midnight 26/12/2020

Most likely transmission source	Number of cases	Percent
Travel related	124	1.24%
Close contact with a known confirmed case	3,619	36.27%
Healthcare setting acquired: patient	248	2.49%
Healthcare setting acquired: staff	306	3.07%
Community transmission	1,880	18.84%
Under investigation	3,802	38.10%
Total cases with known most likely transmission source	6,177	
Total	9,979	100.00%

*Travel related cases include cases who acquire COVID-19 infection outside of Ireland (imported cases) and cases who acquire COVID-19 infection directly from imported cases

Table 6: Cumulative number of confirmed cases of COVID-19 notified in Ireland from 13/12/2020 to midnight 26/12/2020 by age group, hospitalisation and ICU admission*

Age Group (years)	Number of cases (n)	Cases hospitalised (n)	Cases hospitalised (%)	Cases admitted to ICU (n)	Cases admitted to ICU (%)
0-4 yrs	356	1	0.26	0	0
5-12 yrs	695	6	1.53	0	0
13-18 yrs	654	10	2.55	0	0
19-24 yrs	1320	24	6.12	0	0
25-34 yrs	1835	25	6.38	0	0
35-44 yrs	1615	38	9.69	1	9.09
45-54 yrs	1386	41	10.46	2	18.18
55-64 yrs	1102	53	13.52	4	36.36
65-74 yrs	498	54	13.78	1	9.09
75-84 yrs	325	86	21.94	3	27.27
85+ yrs	191	54	13.78	0	0
Unknown	2			0	0
Total	9,979	392	100	11	100

* The number of cases hospitalised and admitted to ICU relate only to events notified in the last 14 days and do not include cases notified prior to this and admitted to hospital or ICU in the last 14 days

Acknowledgements

Sincere thanks are extended to all those who are participating in the collection of data and reporting of data used in these reports. This includes the HSE COVID-19 Contact Management Programme (CMP), staff in ICU units, notifying clinicians, laboratory staff, public health doctors, nurses, surveillance scientists, microbiologists and administrative staff.

Report prepared by COVID-19 Epidemiology Team, HPSC

Technical Notes

1. Data Source

Data are based on statutory notifications and were extracted from Computerised Infectious Disease Reporting (CIDR) system at 09:59 on 27/12/2020. Data are provisional and subject to ongoing review, validation and update. As a result, figures in this report may differ from previously published figures.

2. Epidemiological date

Epidemiological date is derived from the earliest of onset date, date of diagnosis, laboratory specimen collection date, laboratory received date, laboratory reported date and event creation/notification date.

3. Population data

Population data were taken from Census 2016. Data were aggregated into the following age groups for the analysis: 0-4 years, 5-14 years, 15-24 years, 25-34 years, 35-44 years, 45-54 years, 55-64 years, 65-74 years, 75-84 years and ≥ 85 years.

3. Transmission classification

Transmission classification is based on country of infection as well as enhanced exposure data (international travel; close contact of a case) recorded in CIDR. Transmission is classified as 'unknown' due to incomplete data on CIDR.

Travel related cases include cases who acquire COVID-19 infection outside of Ireland (imported cases) and cases who acquire COVID-19 infection directly from imported cases.

WHO definition of transmission classification is specified below:

- Community transmission is evidenced by the inability to relate confirmed cases through chains of transmission for a large number of cases, or by increasing positive tests through routine screening of sentinel samples.
- Local transmission indicates locations where the source of infection is within the reporting location.
- Imported cases only indicates locations where all cases have been acquired outside the location of reporting.

4. HSE areas

The counties covered by each HSE area are as follows:

- HSE East (E): Dublin, Kildare & Wicklow;
- HSE Midlands (M): Laois, Longford, Offaly & Westmeath;
- HSE Midwest (MW): Clare, Limerick & N. Tipperary;
- HSE Northeast (NE): Cavan, Louth, Meath & Monaghan;
- HSE Northwest (NW): Donegal, Leitrim & Sligo;
- HSE South (S): Kerry & Cork;
- HSE Southeast (SE): Carlow, Kilkenny, S. Tipperary, Waterford & Wexford;
- HSE West (W): Galway, Mayo & Roscommon.

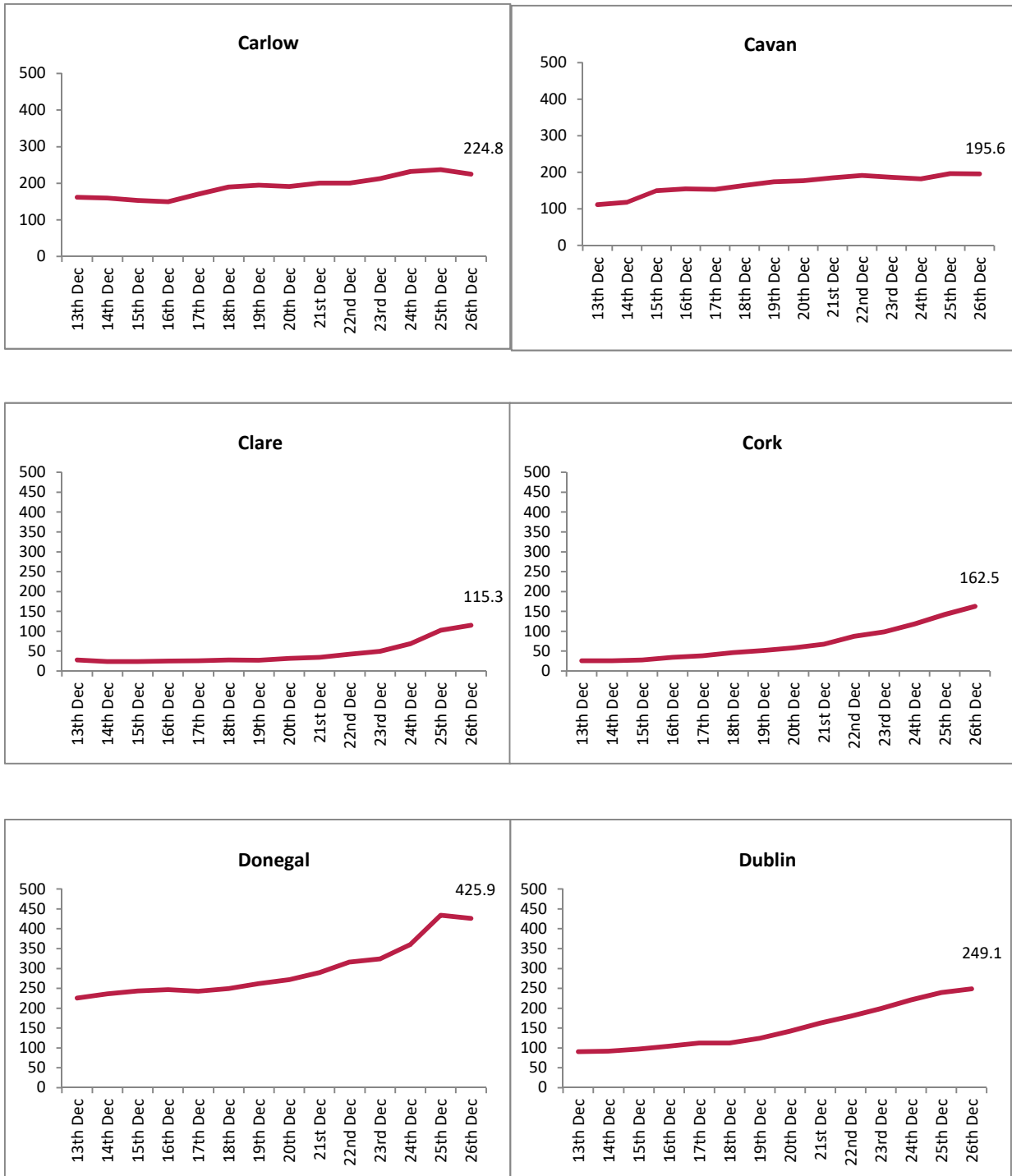
5. Outbreak location

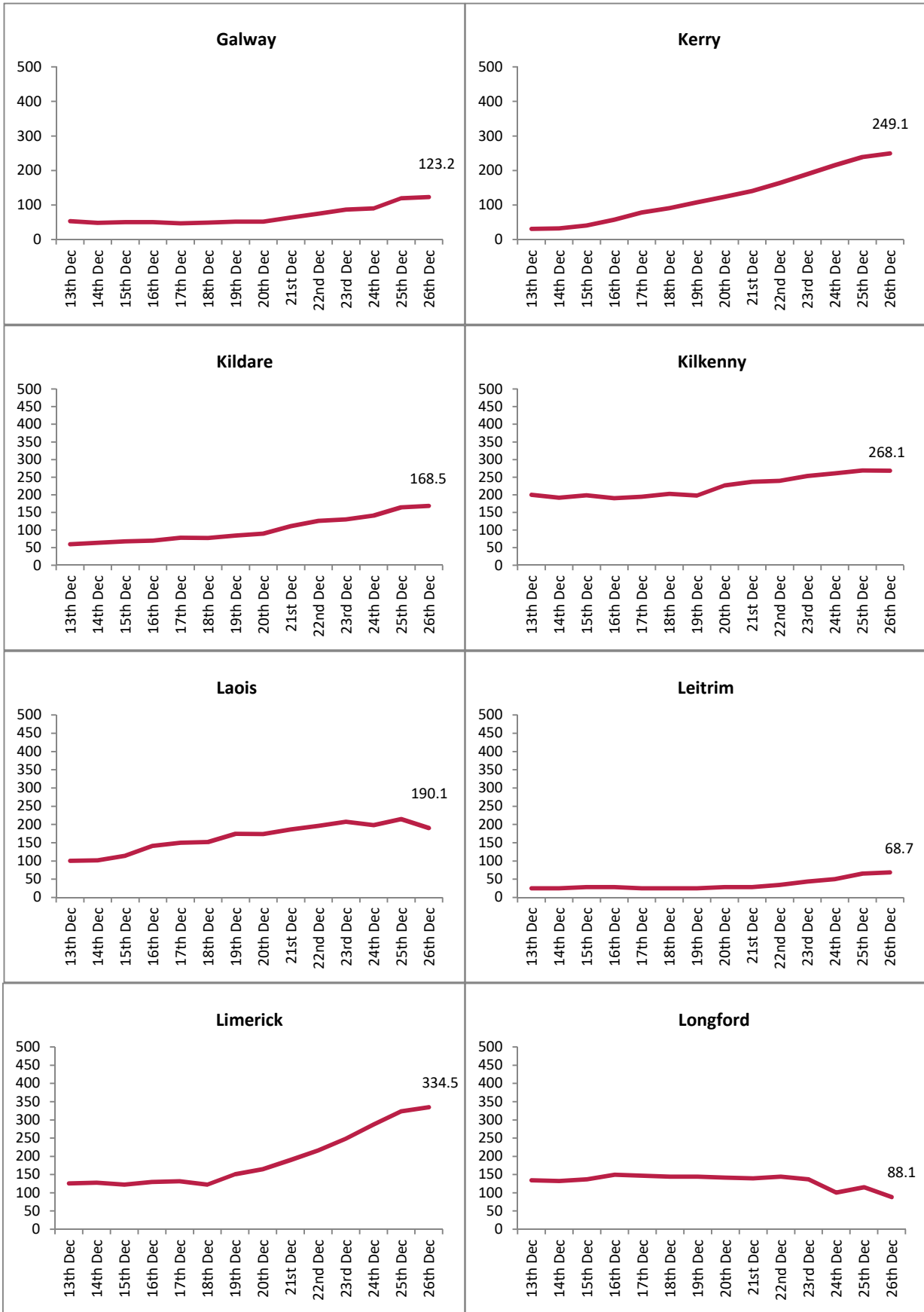
Where an outbreak location is reported as a residential facility (RF) this includes nursing homes, community hospitals, long-stay units and residential institutions including mental health facilities, prisons and direct provision centres.

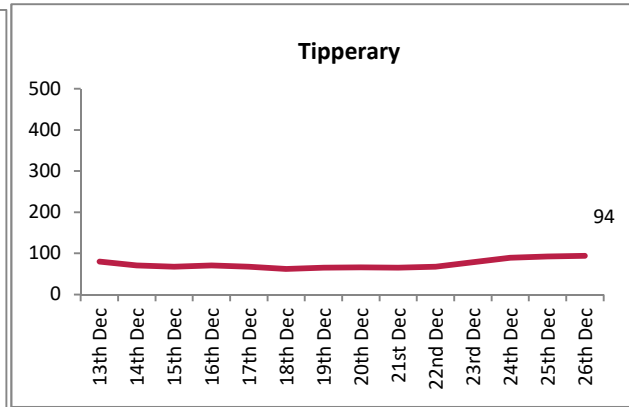
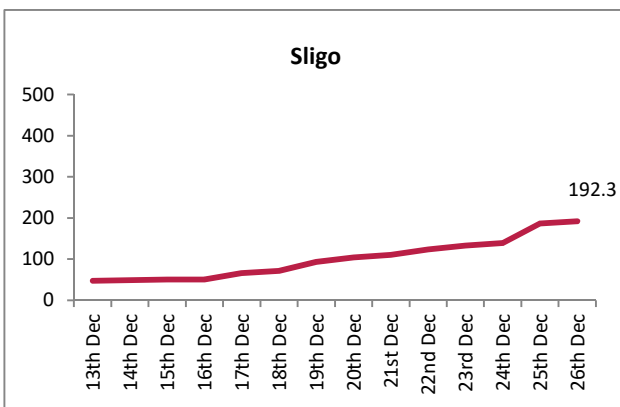
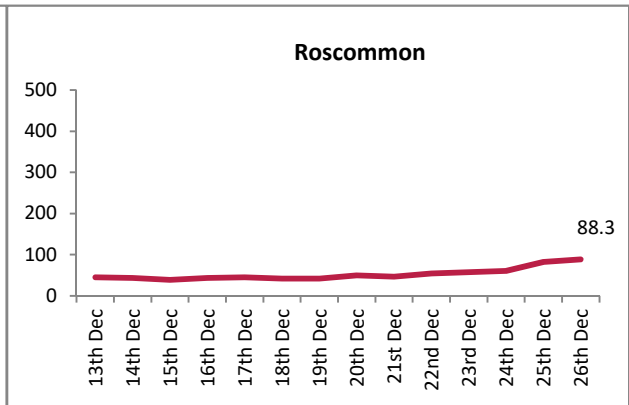
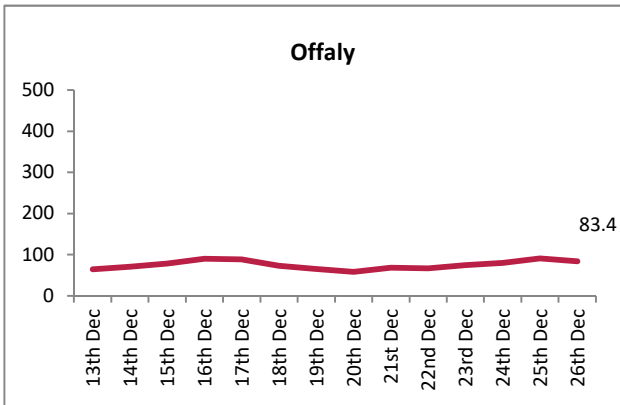
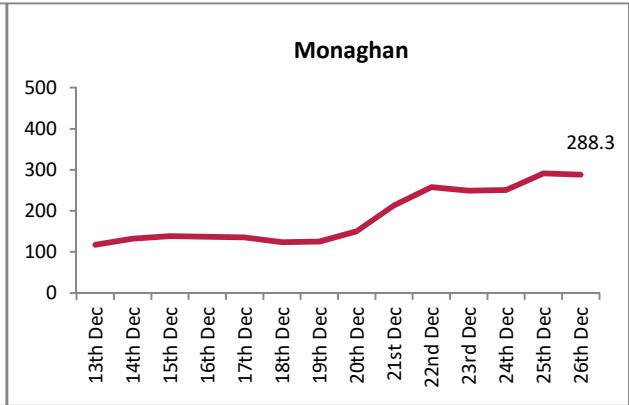
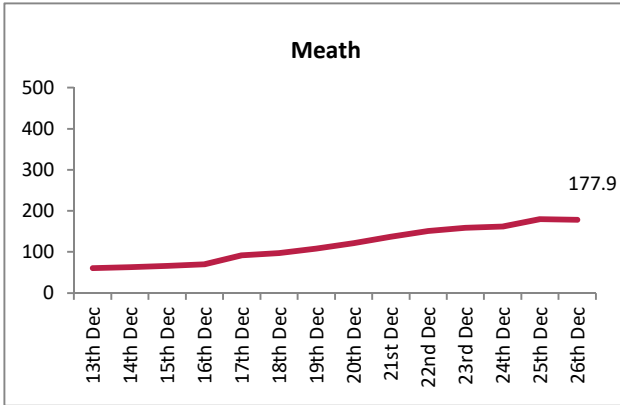
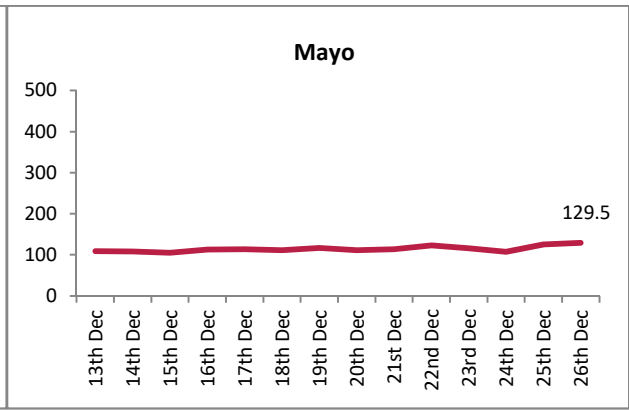
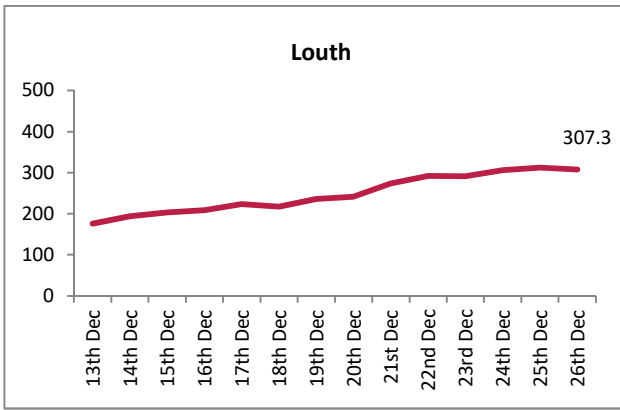
Other outbreak location includes community, extended family, hotel, public house, retail outlet, travel related and all other locations.

Appendix 1

Figure A. 14 day cumulative incidence rates per 100,000 population of confirmed cases of COVID-19 by county (13/12/2020 to 26/12/2020)







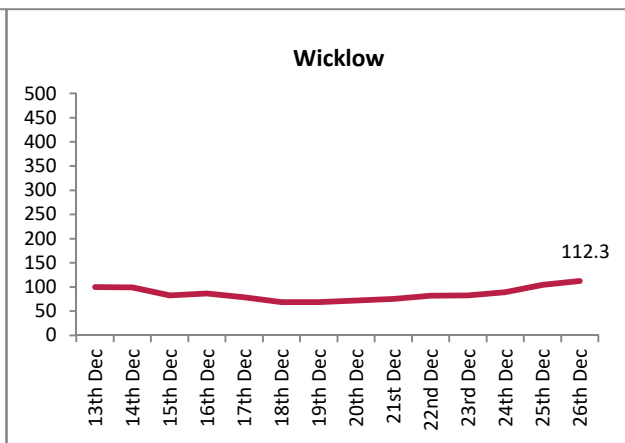
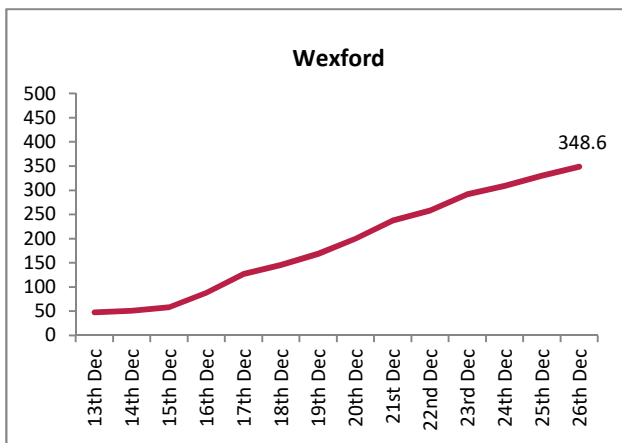
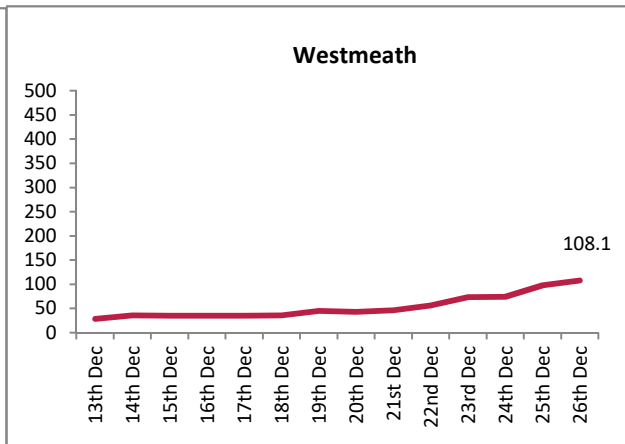
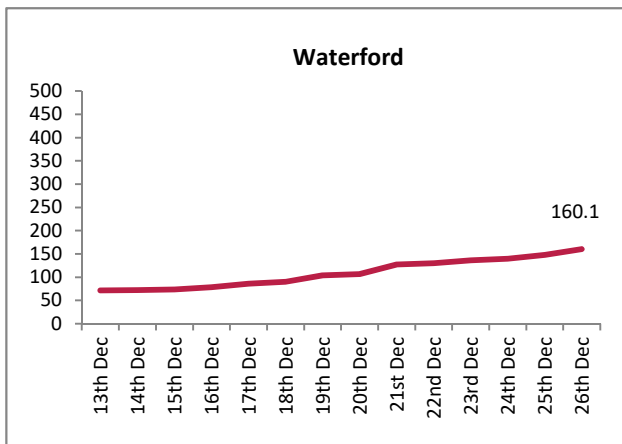


Figure B. 14 day cumulative incidence rates per 100,000 population of confirmed cases of COVID-19 by Dublin CCA (13/12/2020 to 26/12/2020)

